










# Whatever Happened to the Class of 2011?








Three hundred one (301) students graduated from Xavier's College of Arts and Sciences. Here is what we know about this group<sup>1</sup> (as of December 1, 2011):

## 78 (25.9 %) entered Graduate or Professional school:

-  42 entered Graduate School
-  14 entered Medical School
-  5 entered Pharmacy School
-  4 entered Dental School
-  4 entered Law School
-  4 entered Post-Baccalaureate Programs
-  2 entered Public Health School
-  1 entered Business School
-  1 entered Optometry School
-  1 entered Veterinary School

## 42 (14.0%) are Working or in Other School:

-  14 are working in Field of Study or Doing Research
-  12 are working at Banks, Stores, *etc.*
-  10 are enrolled in Other School (community college/general studies)
-  5 are Teaching
-  1 is working in Government or in Military

117 (38.9%) will enroll in professional/graduate school in next two years

**See Reverse for Breakdown by Academic Department**

<sup>1</sup> Categories are not mutually exclusive — some graduates were both working and in school.

<b>Academic Department</b> <sup>2</sup>	<b># Grads</b>	<b># / (%) in Graduate or Professional School</b>	<b># / (%) Working or in Other School</b>
Art	4	0 (0.0%)	1 (25.0%)
Biology	104	35 (33.7%)	15 (14.4%)
Business	41	4 (9.8%)	6 (14.6%)
Chemistry	54	14 (25.9%)	7 (13.0%)
Communications	22	2 (9.1%)	4 (18.2%)
Computer Science	1	0 (0.0%)	0 (0.0%)
Education	5	2 (40.0%)	0 (0.0%)
English	11	4 (36.4%)	0 (0.0%)
History	4	3 (75.0%)	0 (0.0%)
Language	1	0 (0.0%)	0 (0.0%)
Mathematics	1	0 (0.0%)	0 (0.0%)
Music	3	1 (33.3%)	1 (33.3%)
Philosophy	1	0 (0.0%)	0 (0.0%)
Physics	2	1 (50.0%)	0 (0.0%)
Political Science	8	3 (37.5%)	1 (12.5%)
Psychology	39	11 (28.2%)	6 (15.4%)
Sociology	3	0 (0.0%)	1 (33.3%)
Theology	0		



<sup>2</sup> Information was provided by the Xavier University Registrar, National Student Clearinghouse, Pre-Med Office, and Office of Planning and Institutional Research.

Employment data is largely based on information collected at Commencement exercises, and may not reflect students who obtained employment afterwards.

Employment and Graduate/Professional School information are not mutually exclusive categories; some students may be both working and attending graduate/professional school.

Secondary Education majors are included both in their teaching discipline and in Education.