














Whatever Happened to the Class of 2008?









Three hundred thirty-eight (338) students graduated from Xavier's College of Arts and Sciences. Here is what we know about this group¹ (as of January 1, 2009):

132 (39.1%) entered Graduate or Professional school:

-  57 entered Graduate School
-  31 entered Medical School
-  15 entered Public Health School
-  13 entered Pharmacy School
-  3 entered Business School
-  3 entered Dental School
-  3 entered Post-Baccalaureate Programs
-  2 entered Optometry School
-  2 entered Osteopathy School
-  1 entered Chiropractic School
-  1 entered Law School
-  1 entered Veterinary School

60 (17.8%) are Working or in Other School:

-  25 are working in Field of Study or Doing Research
-  11 are Teaching
-  11 are enrolled in Other School (community college/general studies)
-  9 are working at Banks, Stores, *etc.*
-  2 are working in Government or in Military
-  2 are enrolled in Nursing School

69 (20.4%) will enroll in professional/graduate school in next two years

See Reverse for Breakdown by Academic Department

¹ Categories are not mutually exclusive — some graduates were both working and in school.

Academic Department ²	# Grads	# / (%) in Graduate or Professional School	# / (%) Working or in Other School
Art	3	0 (0.0%)	0 (0.0%)
Biology	136	60 (44.1%)	21 (15.4%)
Business	26	2 (7.7%)	9 (34.6%)
Chemistry	48	31 (64.6%)	4 (8.3%)
Computer Science	5	2 (40.0%)	2 (40.0%)
Education	5	2 (40.0%)	1 (20.0%)
English	6	1 (16.7%)	1 (16.7%)
History	7	0 (0.0%)	3 (42.9%)
Language	6	3 (50.0%)	1 (16.7%)
Mass Communications	22	7 (31.8%)	3 (13.6%)
Mathematics	2	0 (0.0%)	1 (50.0%)
Music	2	0 (0.0%)	0 (0.0%)
Philosophy	1	0 (0.0%)	1 (100.0%)
Physics	5	1 (20.0%)	1 (20.0%)
Political Science	20	8 (40.0%)	4 (20.0%)
Psychology	48	18 (37.5%)	7 (14.6%)
Sociology	4	2 (50.0%)	1 (25.0%)
Theology	0		



² Information was provided by the Xavier University Registrar, National Student Clearinghouse, Pre-Med Office, and Office of Planning and Institutional Research.

Employment data is largely based on information collected at Commencement exercises, and may not reflect students who obtained employment afterwards.

Employment and Graduate/Professional School information are not mutually exclusive categories; some students may be both working and attending graduate/professional school.

Secondary Education majors are included both in their teaching discipline and in Education.