

Xavier University of Louisiana  
Freshmen Seminar Evaluation Survey Report 2008-2009  
Freshmen Seminar Evaluation Committee



Prepared by  
Nasrin Fatima, Ph. D.  
Office of Planning and Institutional Research  
June 2009

# EXECUTIVE SUMMARY

## KEY FINDINGS

- On average 87% of the respondents stated they would more be satisfied with Freshmen Seminar class if they receive one credit hour for this course
- Almost 46% of the respondents from FRSM 1000 course do not think that the evening classes are an important part of the seminar
- Almost 39% of the respondents from FRSM 1000 course do not think that the text Why New Orleans Matters is a good choice
- Almost 73% of the respondents from FRSM 1100 course have taken the Strong Interest Inventory (SII)

## SELECTED ITEMS RECEIVING HIGHEST AGREEABLE RATINGS

- On average 65% of the respondents stated that the seminar gave them an understanding and appreciation of the history and mission of Xavier University of Louisiana
- On average 63% of the respondents stated that the seminar helped them to understand the value of a well –rounded Xavier education
- On average 59% of the respondents stated that the seminar provided them with the opportunities to understand the meaning/value of themes, such as justice, culture, democracy, and community
- On average 57% of the respondents stated that the seminar helped them to improve their skills with technological application (e.g. e-mail, Blackboard, blogging) used on campus

## SELECTED ITEMS RECEIVING LOWEST AGREEABLE RATINGS

- On average 29% of the respondents stated that the seminar helped them to improve writing skills
- On average 30% of the respondents stated that the seminar helped them to improve their speaking skills
- On average 36% of the respondents stated that the seminar helped them to successfully transition from high school to college

# TABLE OF CONTENTS

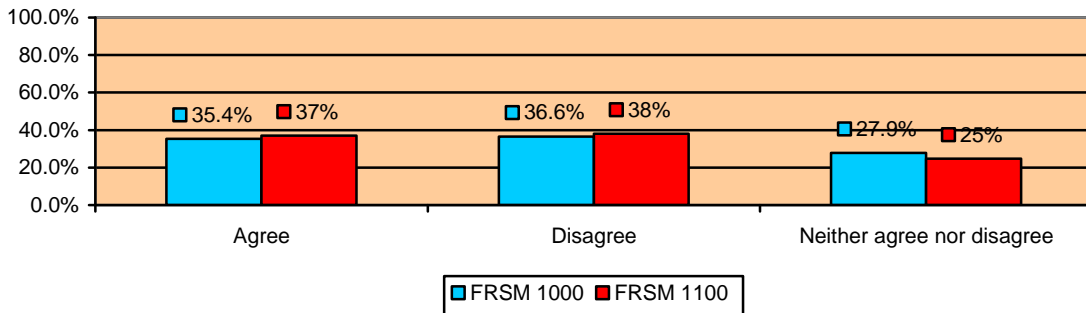
<i>EXECUTIVE SUMMARY</i> .....	<b>2</b>
<i>TABLE OF CONTENTS</i> .....	<b>3</b>
Comparative Analysis.....	<b>5</b>
<i>Skills</i> .....	5
<i>Values</i> .....	7
<i>Positive Mean Scores</i> .....	9
<i>Negative Mean Scores</i> .....	9
<i>FRESHMEN SEMINAR EVALUATION SURVEY 1000</i> .....	<b>10</b>
Demographics.....	<b>11</b>
<i>Response Rate</i> .....	11
<i>Gender</i> .....	11
<i>Ethnicity</i> .....	11
<i>State</i> .....	12
<i>Please select your instructor for FRSM 1000</i> .....	12
<i>What is your anticipated grade for FRSM 1000</i> .....	13
Descriptive Statistics.....	<b>14</b>
<i>Skills</i> .....	14
<i>Values</i> .....	14
<i>Class Evaluation</i> .....	14
Overall Satisfaction.....	<b>15</b>
<i>Skills</i> .....	15
<i>Values</i> .....	18
<i>Class Evaluation</i> .....	20
Evaluation by Instructors.....	<b>22</b>
<i>Skills</i> .....	22
<i>Values</i> .....	28
<i>Class Evaluation</i> .....	31
Evaluation by Anticipated Grades.....	<b>34</b>
<i>Skills</i> .....	34
<i>Values</i> .....	37
<i>Class Evaluation</i> .....	39
<i>FRESHMEN SEMINAR EVALUATION SURVEY 1100</i> .....	<b>41</b>
Demographics.....	<b>42</b>
<i>Please select your instructor for FRSM 1100</i> .....	42
<i>What is your anticipated grade for FRSM 1100</i> .....	42
<i>State</i> .....	43

Descriptive Statistics.....	<b>44</b>
<i>Skills</i> .....	44
<i>Values</i> .....	44
<i>Strong Interest Inventory (SII)</i> .....	44
Overall Satisfaction.....	<b>45</b>
<i>Skills</i> .....	45
<i>Values</i> .....	48
<i>Strong Interest Inventory (SII)</i> .....	50
Evaluation by Instructors .....	<b>52</b>
<i>Skills</i> .....	52
<i>Values</i> .....	58
<i>Strong Interest Inventory (SII)</i> .....	62
Evaluation by Anticipated Grade.....	<b>66</b>
<i>Skills</i> .....	66
<i>Values</i> .....	69
<i>Strong Interest Inventory (SII)</i> .....	71
Evaluation by Strong Interest Inventory .....	<b>73</b>
<i>Skills</i> .....	73
<i>Values</i> .....	75
<i>Strong Interest Inventory (SII)</i> .....	77
Appendix A .....	<b>78</b>
<i>Freshmen Seminar Evaluation Survey 1000</i> .....	78
Appendix B .....	<b>86</b>
<i>Freshmen Seminar Evaluation Survey 1100</i> .....	86

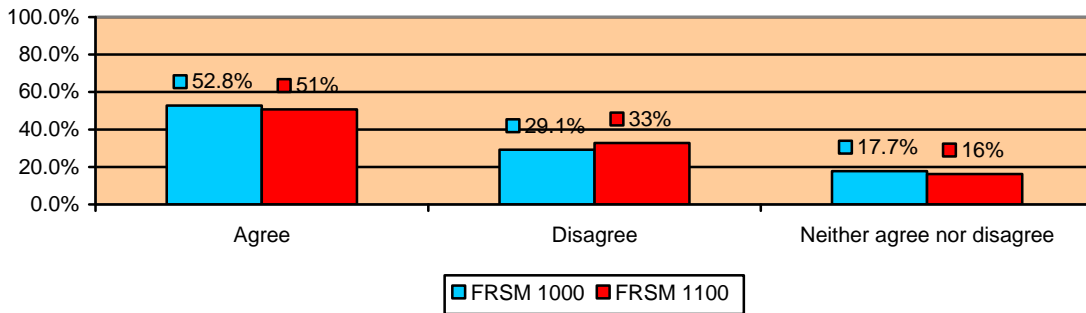
# Comparative Analysis

## Skills

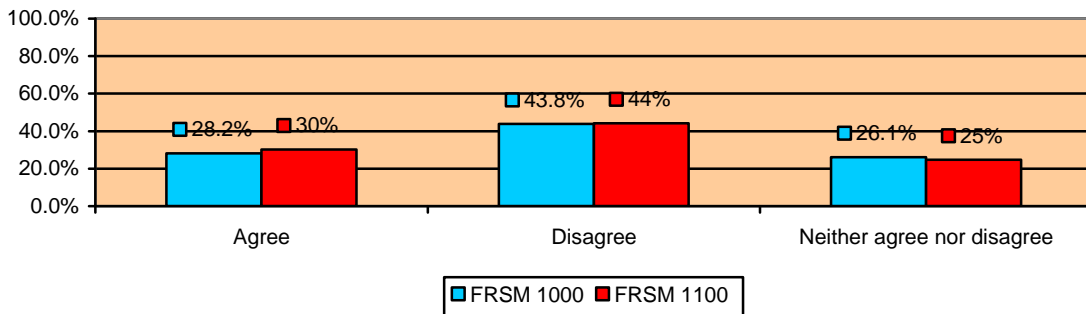
This seminar helped me to successfully transition from high school to college.



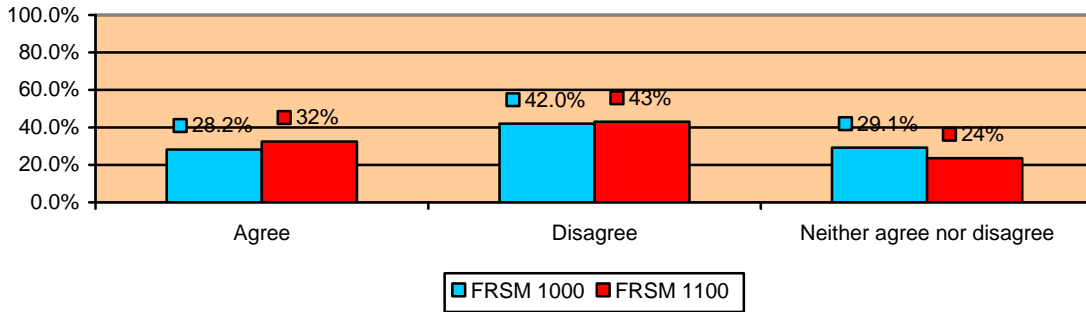
This seminar gave me strategies to achieve academic success in college.



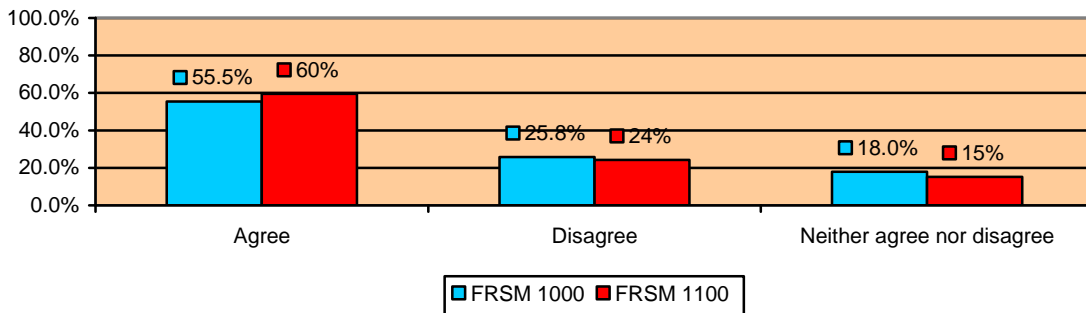
This seminar helped me to improve my writing skills.



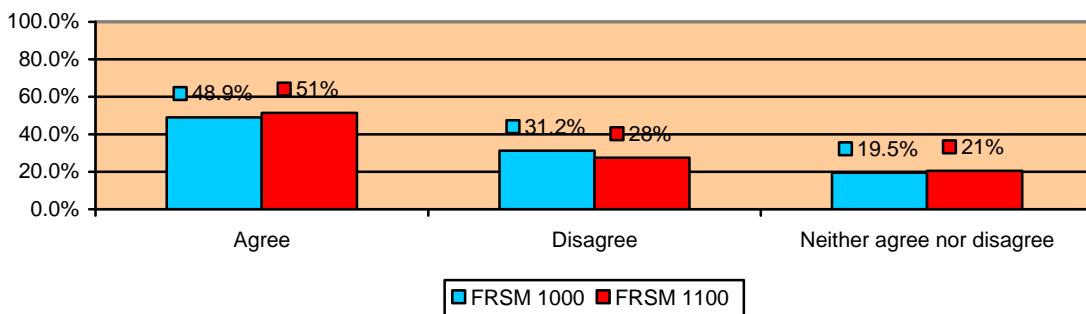
This seminar helped me to improve my speaking skills.



This seminar helped me to improve my skills with technological applications (e.g. email, Blackboard, blogging) used on campus.

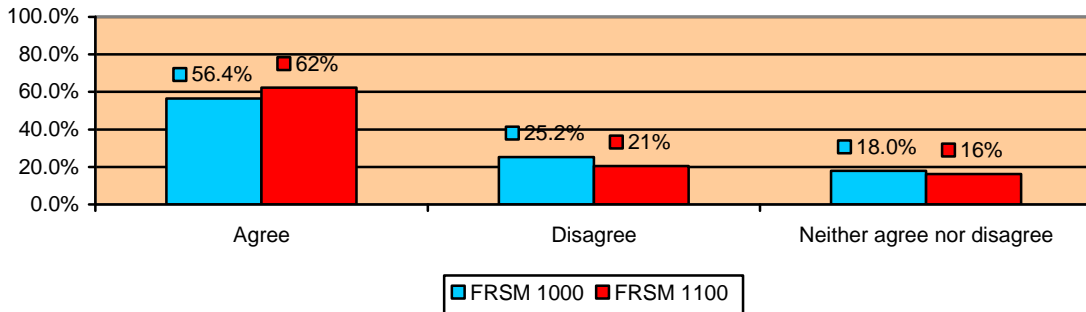


This seminar helped me to understand how my identity as an individual is affected by the different communities or groups that I belong to.

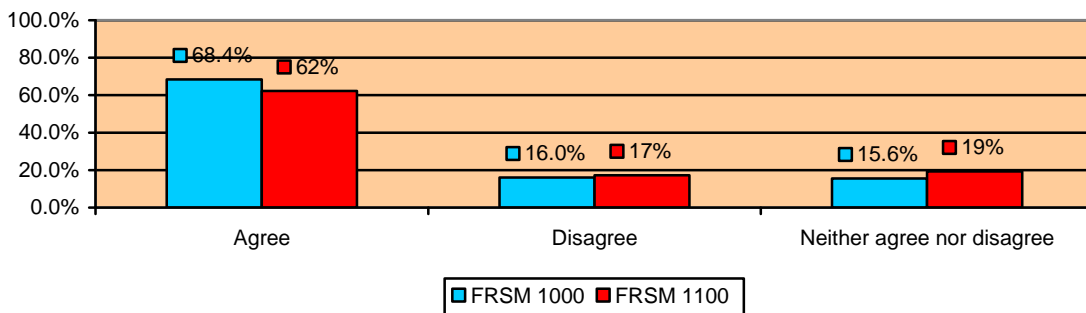


## Values

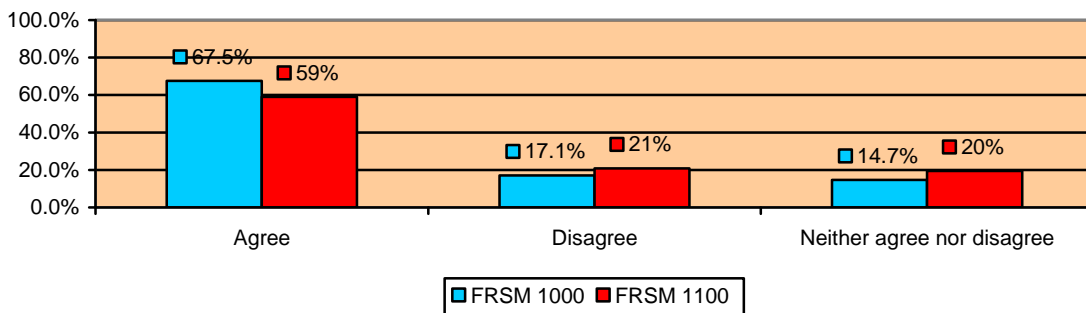
This seminar provided me with the opportunities to understand the meaning/value of themes such as justice, culture, democracy, and community.



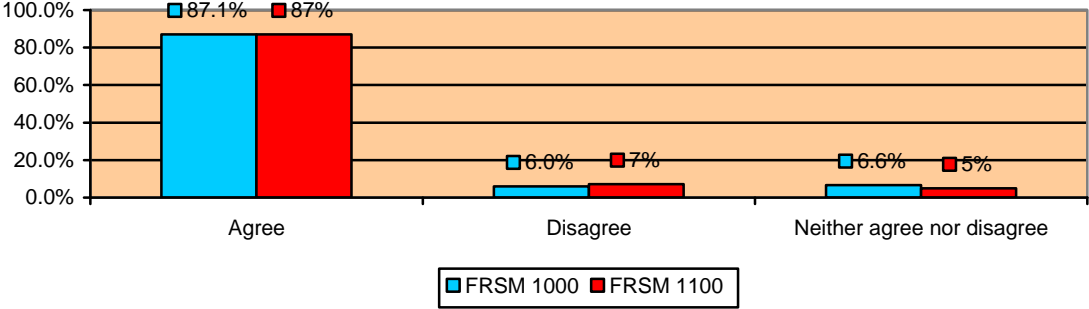
This seminar gave me an understanding and appreciation of the history and mission of Xavier University of Louisiana.



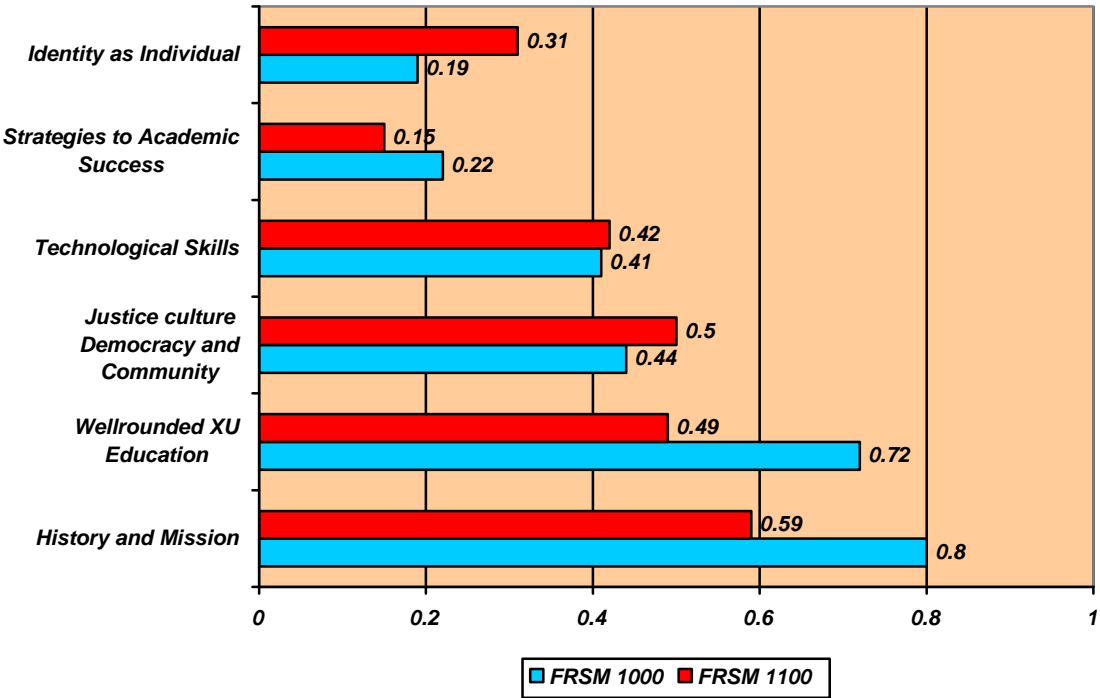
This seminar helped me to understand the value of a well-rounded Xavier education.



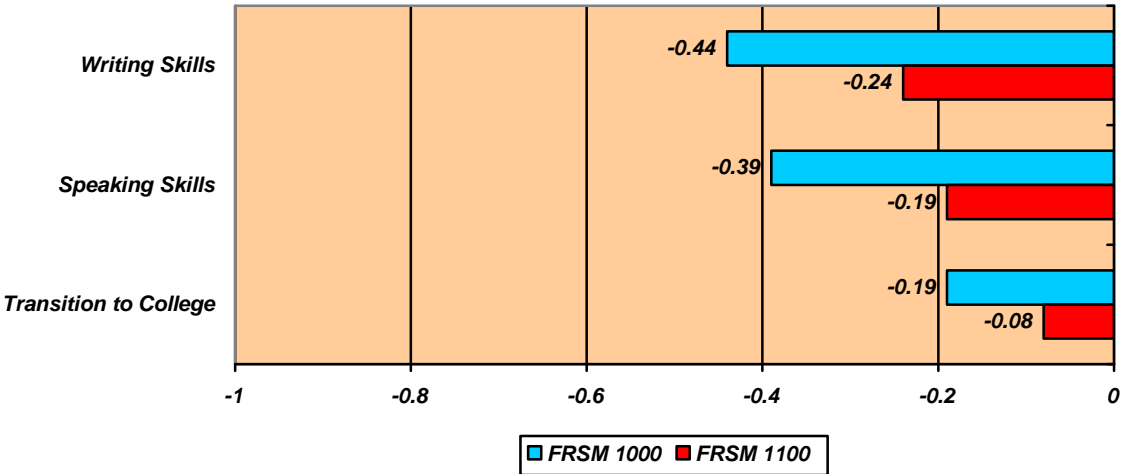
If I received one credit hour for completing FRSM 1000/1100, I would be more satisfied with the course.



*Positive Mean Scores*



*Negative Mean Scores*



Strongly Agree = 2, Agree = 1, Disagree = -1, Strongly Disagree = -1

# FRESHMEN SEMINAR EVALUATION SURVEY 1000

## Demographics

### *Response Rate*

		Population	Respondent	Percent
Valid	Female	591	237	40.1
	Male	212	96	45.3
	Total	803	333	41.5

### *Gender*

		Frequency	Percent	Valid Percent
Valid	Female	237	71.2	71.2
	Male	96	28.8	28.8
	Total	333	100.0	100.0

### *Ethnicity*

		Frequency	Percent	Valid Percent
Valid		1	.3	.3
	Black Non-Hispanic	260	78.1	78.1
	Foreign Nonresident Alien	11	3.3	3.3
	Hispanic	4	1.2	1.2
	Other Minority	5	1.5	1.5
	Unknown	37	11.1	11.1
	White Non-Hispanic	15	4.5	4.5
	Total	333	100.0	100.0

*State*

		Frequency	Percent	Valid Percent
Valid	CA	18	5.4	5.7
	GA	15	4.5	4.7
	IL	12	3.6	3.8
	LA	190	57.1	59.9
	MS	12	3.6	3.8
	TX	15	4.5	4.7
	Other	55	16.5	17.4
	Total	317	95.2	100.0
Missing	System	16	4.8	
Total		333	100.0	

*Please select your instructor for FRSM 1000*

		Frequency	Percent	Valid Percent	
Valid	Adams, Dr. Mike	11	3.3	3.5	
	Bechet, Mr. Ron	38	11.4	12.2	
	Boutte, Dr. Kenneth	8	2.4	2.6	
	Chandler, Dr. Kimberly	8	2.4	2.6	
	Hammer, Dr. Elliott	8	2.4	2.6	
	Homan, Dr. Michael	11	3.3	3.5	
	Kinnord-Payton, Mrs. MaPo	11	3.3	3.5	
	Labat, Dr. Deidre	13	3.9	4.2	
	Lang, Dr. Ray	28	8.4	9.0	
	Lopez, Dr. Antonio	7	2.1	2.3	
	Louis, Dr. Ross	8	2.4	2.6	
	Richardson, Dr. Leslie	44	13.2	14.1	
	Rodriguez, Dr. Linda	27	8.1	8.7	
	Salm, Dr. Steven	8	2.4	2.6	
	Schafer, Dr. Paul	26	7.8	8.4	
	Shade, Mr. James	33	9.9	10.6	
	Woods, Dr. Adrian	22	6.6	7.1	
	Total	311	93.4	100.0	
	Missing	System	22	6.6	
	Total		333	100.0	

*What is your anticipated grade for FRSM 1000*

		Frequency	Percent	Valid Percent
Valid	F	2	.6	.6
	D	6	1.8	1.9
	C	45	13.5	13.9
	B	71	21.3	21.9
	A	200	60.1	61.7
	Total	324	97.3	100.0
Missing	System	9	2.7	
Total		333	100.0	

## Descriptive Statistics

### *Skills*

	N	Mean	Std. Deviation
This seminar helped me to successfully transition from high school to college.	240	-.19	1.496
This seminar gave me strategies to achieve academic success in college.	273	.22	1.423
This seminar helped me to improve my writing skills.	240	-.44	1.436
This seminar helped me to improve my speaking skills.	234	-.39	1.450
This seminar helped me to improve my skills with technological applications (e.g. email, Blackboard, blogging) used on campus.	271	.41	1.457
This seminar helped me to understand how my identity as an individual is affected by the different communities or groups that I belong to.	267	.19	1.490

### *Values*

	N	Mean	Std. Deviation
This seminar provided me with the opportunities to understand the meaning/value of themes such as justice, culture, democracy, and community.	272	.44	1.389
This seminar gave me an understanding and appreciation of the history and mission of Xavier University of Louisiana.	278	.80	1.247
This seminar helped me to understand the value of a well-rounded Xavier education.	282	.72	1.273

### *Class Evaluation*

	N	Mean	Std. Deviation
The evening classes were an important part of the seminar.	242	-.52	1.429
The common seminar text, <i>Why New Orleans Matters</i> , was a good choice.	237	-.34	1.512
If I received one credit hour for completing FRSM 1000, I would be more satisfied with the course.	310	1.59	.950

\* Strongly Agree = 2, Agree = 1, Disagree = -1, Strongly = -2 \*

## Overall Satisfaction

### *Skills*

This seminar helped me to successfully transition from high school to college.

		Frequency	Percent	Valid Percent
Valid	Strongly Disagree	71	21.3	29.6
	Disagree	51	15.3	21.3
	Agree	88	26.4	36.7
	Strongly Agree	30	9.0	12.5
	Total	240	72.1	100.0
	Neither Agree nor Disagree	93	27.9	
Total		333	100.0	

**Overall Agree – 35.4%**  
**Overall Disagree – 36.6%**  
**Neither Agree nor Disagree – 27.9%**

This seminar gave me strategies to achieve academic success in college.

		Frequency	Percent	Valid Percent
Valid	Strongly Disagree	58	17.4	21.2
	Disagree	39	11.7	14.3
	Agree	137	41.1	50.2
	Strongly Agree	39	11.7	14.3
	Total	273	82.0	100.0
	Neither Agree nor Disagree	59	17.7	
Missing	System	1	.3	
	Total	60	18.0	
Total		333	100.0	

**Overall Agree – 52.8%**  
**Overall Disagree – 29.1%**  
**Neither Agree nor Disagree – 17.7%**

This seminar helped me to improve my writing skills.

		Frequency	Percent	Valid Percent
Valid	Strongly Disagree	77	23.1	32.1
	Disagree	69	20.7	28.8
	Agree	71	21.3	29.6
	Strongly Agree	23	6.9	9.6
	Total	240	72.1	100.0
	Neither Agree nor Disagree	87	26.1	
Missing	System	6	1.8	
	Total	93	27.9	
Total		333	100.0	

**Overall Agree – 28.2%**

**Overall Disagree – 43.8%**

**Neither Agree nor Disagree – 26.1%**

This seminar helped me to improve my speaking skills.

		Frequency	Percent	Valid Percent
Valid	Strongly Disagree	71	21.3	30.3
	Disagree	69	20.7	29.5
	Agree	68	20.4	29.1
	Strongly Agree	26	7.8	11.1
	Total	234	70.3	100.0
	Neither Agree nor Disagree	97	29.1	
Missing	System	2	.6	
	Total	99	29.7	
Total		333	100.0	

**Overall Agree – 28.2%**

**Overall Disagree – 42.0%**

**Neither Agree nor Disagree – 29.1%**

This seminar helped me to improve my skills with technological applications (e.g. email, Blackboard, blogging) used on campus.

		Frequency	Percent	Valid Percent
Valid	Strongly Disagree	52	15.6	19.2
	Disagree	34	10.2	12.5
	Agree	121	36.3	44.6
	Strongly Agree	64	19.2	23.6
	Total	271	81.4	100.0
Neither Agree nor Disagree		60	18.0	
Missing System		2	.6	
	Total	62	18.6	
Total		333	100.0	

**Overall Agree – 55.5%**  
**Overall Disagree – 25.8%**  
**Neither Agree nor Disagree – 18.0%**

This seminar helped me to understand how my identity as an individual is affected by the different communities or groups that I belong to.

		Frequency	Percent	Valid Percent
Valid	Strongly Disagree	60	18.0	22.5
	Disagree	44	13.2	16.5
	Agree	112	33.6	41.9
	Strongly Agree	51	15.3	19.1
	Total	267	80.2	100.0
Neither Agree nor Disagree		65	19.5	
Missing System		1	.3	
	Total	66	19.8	
Total		333	100.0	

**Overall Agree – 48.9%**  
**Overall Disagree – 31.2%**  
**Neither Agree nor Disagree – 19.5%**

*Values*

This seminar provided me with the opportunities to understand the meaning/value of themes such as justice, culture, democracy, and community.

		Frequency	Percent	Valid Percent
Valid	Strongly Disagree	43	12.9	15.8
	Disagree	41	12.3	15.1
	Agree	130	39.0	47.8
	Strongly Agree	58	17.4	21.3
	Total	272	81.7	100.0
Neither Agree nor Disagree		60	18.0	
Missing	System	1	.3	
	Total	61	18.3	
Total		333	100.0	

**Overall Agree – 56.4%**  
**Overall Disagree – 25.2%**  
**Neither Agree nor Disagree – 18.0%**

This seminar gave me an understanding and appreciation of the history and mission of Xavier University of Louisiana.

		Frequency	Percent	Valid Percent
Valid	Strongly Disagree	33	9.9	11.9
	Disagree	17	5.1	6.1
	Agree	151	45.3	54.3
	Strongly Agree	77	23.1	27.7
	Total	278	83.5	100.0
Neither Agree nor Disagree		52	15.6	
Missing	System	3	.9	
	Total	55	16.5	
Total		333	100.0	

**Overall Agree – 68.4%**  
**Overall Disagree – 16.0%**  
**Neither Agree nor Disagree – 15.6%**

This seminar helped me to understand the value of a well-rounded Xavier education.

		Frequency	Percent	Valid Percent
Valid	Strongly Disagree	36	10.8	12.8
	Disagree	21	6.3	7.4
	Agree	155	46.5	55.0
	Strongly Agree	70	21.0	24.8
	Total	282	84.7	100.0
Neither Agree nor Disagree		49	14.7	
Missing	System	2	.6	
	Total	51	15.3	
Total		333	100.0	

**Overall Agree – 67.5%**

**Overall Disagree – 17.1%**

**Neither Agree nor Disagree – 14.7%**

*Class Evaluation*

The evening classes were an important part of the seminar.

		Frequency	Percent	Valid Percent
Valid	Strongly Disagree	83	24.9	34.3
	Disagree	70	21.0	28.9
	Agree	67	20.1	27.7
	Strongly Agree	22	6.6	9.1
	Total	242	72.7	100.0
Neither Agree nor Disagree		89	26.7	
Missing	System	2	.6	
	Total	91	27.3	
Total		333	100.0	

**Overall Agree – 26.7%**  
**Overall Disagree – 45.9%**  
**Neither Agree nor Disagree – 26.7%**

The common seminar text, Why New Orleans Matters, was a good choice.

		Frequency	Percent	Valid Percent
Valid	Strongly Disagree	85	25.5	35.9
	Disagree	44	13.2	18.6
	Agree	83	24.9	35.0
	Strongly Agree	25	7.5	10.5
	Total	237	71.2	100.0
Neither Agree nor Disagree		92	27.6	
Missing	System	4	1.2	
	Total	96	28.8	
Total		333	100.0	

**Overall Agree – 32.4%**  
**Overall Disagree – 38.7%**  
**Neither Agree nor Disagree – 27.6%**

If I received one credit hour for completing FRSM 1000, I would be more satisfied with the course.

		Frequency	Percent	Valid Percent
Valid	Strongly Disagree	14	4.2	4.5
	Disagree	6	1.8	1.9
	Agree	53	15.9	17.1
	Strongly Agree	237	71.2	76.5
	Total	310	93.1	100.0
	Neither Agree nor Disagree	22	6.6	
Missing	System	1	.3	
	Total	23	6.9	
Total		333	100.0	

**Overall Agree – 87.1%**

**Overall Disagree – 6.0%**

**Neither Agree nor Disagree – 6.6%**

## Evaluation by Instructors

### *Skills*

This seminar helped me to successfully transition from high school to college. \* Please select your instructor for FRSM 1000

	Instructor1 = N 5	Instructor2 = N 31	Instructor3 = N 5	Instructor4 = N 5	Instructor5 = N 6	Instructor6 = N 8	Instructors7 = N 6	Instructor8 = N 9	Instructor9 = N 23
Strongly Disagree	0.0%	32.3%	0.0%	40.0%	0.0%	12.5%	33.3%	11.1%	17.4%
Disagree	20.0%	29.0%	40.0%	20.0%	16.7%	12.5%	0.0%	22.2%	21.7%
Agree	60.0%	32.3%	60.0%	20.0%	50.0%	75.0%	33.3%	55.6%	47.8%
Strongly Agree	20.0%	6.5%	0.0%	20.0%	33.3%	0.0%	33.3%	11.1%	13.0%
Total	100.0%	100.0%	100.0%	100.0%	100.0%	100.0%	100.0%	100.0%	100.0%

	Instructor10 =N 5	Instructor11 = N 4	Instructor12 = N 33	Instructor13 = N 22	Instructor14 = N 7	Instructor15 = N 17	Instructor16 = N 23	Instructor17 = N 15	Total = N 224
Strongly Disagree	20.0%	0.0%	33.3%	50.0%	28.6%	41.2%	26.1%	13.3%	26.8%
Disagree	60.0%	0.0%	15.2%	31.8%	0.0%	35.3%	4.3%	20.0%	21.0%
Agree	20.0%	100.0%	30.3%	9.1%	57.1%	11.8%	43.5%	66.7%	38.8%
Strongly Agree	0.0%	0.0%	21.2%	9.1%	14.3%	11.8%	26.1%	0.0%	13.4%
Total	100.0%	100.0%	100.0%	100.0%	100.0%	100.0%	100.0%	100.0%	100.0%

This seminar gave me strategies to achieve academic success in college. \* Please select your instructor for FRSM 1000

	Instructor1 = N 5	Instructor2 = N 31	Instructor3 = N 5	Instructor4 = N 5	Instructor5 = N 6	Instructor6 = N 8	Instructors7 = N 6	Instructor8 = N 9	Instructor9 = N 23
Strongly Disagree	0.0%	20.0%	16.7%	28.6%	0.0%	12.5%	18.2%	9.1%	4.0%
Disagree	25.0%	13.3%	0.0%	0.0%	0.0%	12.5%	0.0%	9.1%	20.0%
Agree	75.0%	53.3%	50.0%	57.1%	57.1%	75.0%	54.5%	63.6%	64.0%
Strongly Agree	0.0%	13.3%	33.3%	14.3%	42.9%	0.0%	27.3%	18.2%	12.0%
Total	100.0%	100.0%	100.0%	100.0%	100.0%	100.0%	100.0%	100.0%	100.0%

	Instructor10 =N 5	Instructor11 = N 4	Instructor12 = N 33	Instructor13 = N 22	Instructor14 = N 7	Instructor15 = N 17	Instructor16 = N 23	Instructor17 = N 15	Total = N 224
Strongly Disagree	20.0%	0.0%	27.0%	34.6%	25.0%	31.6%	17.9%	10.0%	19.1%
Disagree	0.0%	20.0%	8.1%	23.1%	0.0%	31.6%	14.3%	25.0%	14.4%
Agree	80.0%	80.0%	51.4%	30.8%	50.0%	21.1%	39.3%	65.0%	51.4%
Strongly Agree	0.0%	0.0%	13.5%	11.5%	25.0%	15.8%	28.6%	0.0%	15.2%
Total	100.0%	100.0%	100.0%	100.0%	100.0%	100.0%	100.0%	100.0%	100.0%

This seminar helped me to improve my writing skills. \* Please select your instructor for FRSM 1000

	Instructor1 = N 5	Instructor2 = N 31	Instructor3 = N 5	Instructor4 = N 5	Instructor5 = N 6	Instructor6 = N 8	Instructors7 = N 6	Instructor8 = N 9	Instructor9 = N 23
Strongly Disagree	14.3%	44.8%	20.0%	40.0%	0.0%	28.6%	40.0%	44.4%	13.6%
Disagree	57.1%	31.0%	20.0%	20.0%	0.0%	28.6%	0.0%	33.3%	31.8%
Agree	28.6%	13.8%	60.0%	20.0%	60.0%	42.9%	40.0%	22.2%	40.9%
Strongly Agree	0.0%	10.3%	0.0%	20.0%	40.0%	0.0%	20.0%	0.0%	13.6%
Total	100.0%	100.0%	100.0%	100.0%	100.0%	100.0%	100.0%	100.0%	100.0%

	Instructor10 =N 5	Instructor11 = N 4	Instructor12 = N 33	Instructor13 = N 22	Instructor14 = N 7	Instructor15 = N 17	Instructor16 = N 23	Instructor17 = N 15	Total = N 224
Strongly Disagree	20.0%	0.0%	43.3%	47.8%	14.3%	42.9%	21.7%	12.5%	31.3%
Disagree	60.0%	40.0%	23.3%	26.1%	0.0%	33.3%	26.1%	37.5%	28.6%
Agree	20.0%	60.0%	23.3%	17.4%	57.1%	23.8%	30.4%	50.0%	30.4%
Strongly Agree	0.0%	0.0%	10.0%	8.7%	28.6%	0.0%	21.7%	0.0%	9.8%
Total	100.0%	100.0%	100.0%	100.0%	100.0%	100.0%	100.0%	100.0%	100.0%

This seminar helped me to improve my speaking skills. \* Please select your instructor for FRSM 1000

	Instructor1 = N 5	Instructor2 = N 31	Instructor3 = N 5	Instructor4 = N 5	Instructor5 = N 6	Instructor6 = N 8	Instructors7 = N 6	Instructor8 = N 9	Instructor9 = N 23
Strongly Disagree	16.7%	39.3%	33.3%	33.3%	0.0%	20.0%	22.2%	44.4%	11.1%
Disagree	66.7%	28.6%	0.0%	0.0%	28.6%	40.0%	11.1%	33.3%	27.8%
Agree	16.7%	21.4%	66.7%	50.0%	42.9%	40.0%	44.4%	22.2%	50.0%
Strongly Agree	0.0%	10.7%	0.0%	16.7%	28.6%	0.0%	22.2%	0.0%	11.1%
Total	100.0%	100.0%	100.0%	100.0%	100.0%	100.0%	100.0%	100.0%	100.0%

	Instructor10 =N 5	Instructor11 = N 4	Instructor12 = N 33	Instructor13 = N 22	Instructor14 = N 7	Instructor15 = N 17	Instructor16 = N 23	Instructor17 = N 15	Total = N 224
Strongly Disagree	20.0%	0.0%	31.4%	55.0%	20.0%	47.1%	22.7%	21.4%	30.1%
Disagree	60.0%	75.0%	25.7%	30.0%	20.0%	35.3%	22.7%	35.7%	29.2%
Agree	20.0%	25.0%	28.6%	5.0%	40.0%	17.6%	27.3%	42.9%	29.6%
Strongly Agree	0.0%	0.0%	14.3%	10.0%	20.0%	0.0%	27.3%	0.0%	11.1%
Total	100.0%	100.0%	100.0%	100.0%	100.0%	100.0%	100.0%	100.0%	100.0%

This seminar helped me to improve my skills with technological applications (e.g. email, Blackboard, blogging) used on campus. \* Please select your instructor for FRSM 1000

	Instructor1 = N 5	Instructor2 = N 31	Instructor3 = N 5	Instructor4 = N 5	Instructor5 = N 6	Instructor6 = N 8	Instructors7 = N 6	Instructor8 = N 9	Instructor9 = N 23
Strongly Disagree	0.0%	25.8%	0.0%	14.3%	0.0%	20.0%	14.3%	20.0%	0.0%
Disagree	22.2%	6.5%	12.5%	0.0%	14.3%	10.0%	0.0%	10.0%	11.5%
Agree	44.4%	45.2%	37.5%	42.9%	28.6%	50.0%	14.3%	60.0%	61.5%
Strongly Agree	33.3%	22.6%	50.0%	42.9%	57.1%	20.0%	71.4%	10.0%	26.9%
Total	100.0%	100.0%	100.0%	100.0%	100.0%	100.0%	100.0%	100.0%	100.0%

	Instructor10 =N 5	Instructor11 = N 4	Instructor12 = N 33	Instructor13 = N 22	Instructor14 = N 7	Instructor15 = N 17	Instructor16 = N 23	Instructor17 = N 15	Total = N 224
Strongly Disagree	20.0%	0.0%	15.2%	36.0%	25.0%	18.2%	26.1%	13.3%	17.0%
Disagree	40.0%	28.6%	9.1%	12.0%	12.5%	13.6%	13.0%	6.7%	11.5%
Agree	40.0%	42.9%	60.6%	40.0%	25.0%	54.5%	21.7%	73.3%	47.0%
Strongly Agree	0.0%	28.6%	15.2%	12.0%	37.5%	13.6%	39.1%	6.7%	24.5%
Total	100.0%	100.0%	100.0%	100.0%	100.0%	100.0%	100.0%	100.0%	100.0%

This seminar helped me to understand how my identity as an individual is affected by the different communities or groups that I belong to. \* Please select your instructor for FRSM 1000

	Instructor1 = N 5	Instructor2 = N 31	Instructor3 = N 5	Instructor4 = N 5	Instructor5 = N 6	Instructor6 = N 8	Instructors7 = N 6	Instructor8 = N 9	Instructor9 = N 23
Strongly Disagree	0.0%	37.0%	0.0%	28.6%	12.5%	25.0%	10.0%	8.3%	9.1%
Disagree	14.3%	14.8%	20.0%	0.0%	12.5%	12.5%	10.0%	8.3%	27.3%
Agree	71.4%	37.0%	40.0%	28.6%	50.0%	62.5%	40.0%	75.0%	40.9%
Strongly Agree	14.3%	11.1%	40.0%	42.9%	25.0%	0.0%	40.0%	8.3%	22.7%
Total	100.0%	100.0%	100.0%	100.0%	100.0%	100.0%	100.0%	100.0%	100.0%

	Instructor10 =N 5	Instructor11 = N 4	Instructor12 = N 33	Instructor13 = N 22	Instructor14 = N 7	Instructor15 = N 17	Instructor16 = N 23	Instructor17 = N 15	Total = N 224
Strongly Disagree	33.3%	0.0%	25.7%	32.0%	14.3%	38.9%	17.2%	15.0%	21.3%
Disagree	33.3%	0.0%	14.3%	20.0%	14.3%	27.8%	10.3%	5.0%	14.9%
Agree	33.3%	83.3%	37.1%	36.0%	28.6%	22.2%	48.3%	65.0%	44.6%
Strongly Agree	0.0%	16.7%	22.9%	12.0%	42.9%	11.1%	24.1%	15.0%	19.3%
Total	100.0%	100.0%	100.0%	100.0%	100.0%	100.0%	100.0%	100.0%	100.0%

*Values*

This seminar provided me with the opportunities to understand the meaning/value of themes such as justice, culture, democracy, and community. \* Please select your instructor for FRSM 1000

	Instructor1 = N 5	Instructor2 = N 31	Instructor3 = N 5	Instructor4 = N 5	Instructor5 = N 6	Instructor6 = N 8	Instructors7 = N 6	Instructor8 = N 9	Instructor9 = N 23
Strongly Disagree	0.0%	17.6%	0.0%	28.6%	0.0%	14.3%	10.0%	14.3%	4.5%
Disagree	12.5%	17.6%	16.7%	0.0%	0.0%	14.3%	10.0%	14.3%	22.7%
Agree	62.5%	50.0%	66.7%	57.1%	50.0%	57.1%	50.0%	57.1%	59.1%
Strongly Agree	25.0%	14.7%	16.7%	14.3%	50.0%	14.3%	30.0%	14.3%	13.6%
Total	100.0%	100.0%	100.0%	100.0%	100.0%	100.0%	100.0%	100.0%	100.0%

	Instructor10 =N 5	Instructor11 = N 4	Instructor12 = N 33	Instructor13 = N 22	Instructor14 = N 7	Instructor15 = N 17	Instructor16 = N 23	Instructor17 = N 15	Total = N 224
Strongly Disagree	25.0%	0.0%	16.2%	39.1%	20.0%	9.1%	17.9%	10.0%	15.0%
Disagree	25.0%	0.0%	18.9%	26.1%	0.0%	18.2%	7.1%	5.0%	14.6%
Agree	50.0%	66.7%	43.2%	26.1%	40.0%	45.5%	39.3%	70.0%	49.2%
Strongly Agree	0.0%	33.3%	21.6%	8.7%	40.0%	27.3%	35.7%	15.0%	21.3%
Total	100.0%	100.0%	100.0%	100.0%	100.0%	100.0%	100.0%	100.0%	100.0%

This seminar gave me an understanding and appreciation of the history and mission of Xavier University of Louisiana. \* Please select your instructor for FRSM 1000

	Instructor1 = N 5	Instructor2 = N 31	Instructor3 = N 5	Instructor4 = N 5	Instructor5 = N 6	Instructor6 = N 8	Instructors7 = N 6	Instructor8 = N 9	Instructor9 = N 23
Strongly Disagree	0.0%	12.1%	0.0%	14.3%	0.0%	11.1%	9.1%	8.3%	0.0%
Disagree	0.0%	3.0%	0.0%	14.3%	0.0%	0.0%	9.1%	0.0%	0.0%
Agree	60.0%	51.5%	57.1%	42.9%	66.7%	66.7%	63.6%	50.0%	72.0%
Strongly Agree	40.0%	33.3%	42.9%	28.6%	33.3%	22.2%	18.2%	41.7%	28.0%
Total	100.0%	100.0%	100.0%	100.0%	100.0%	100.0%	100.0%	100.0%	100.0%

	Instructor10 =N 5	Instructor11 = N 4	Instructor12 = N 33	Instructor13 = N 22	Instructor14 = N 7	Instructor15 = N 17	Instructor16 = N 23	Instructor17 = N 15	Total = N 224
Strongly Disagree	50.0%	0.0%	13.5%	25.0%	14.3%	13.0%	11.1%	10.5%	10.8%
Disagree	0.0%	0.0%	8.1%	20.0%	14.3%	13.0%	3.7%	0.0%	5.8%
Agree	50.0%	60.0%	59.5%	30.0%	28.6%	47.8%	59.3%	63.2%	55.4%
Strongly Agree	0.0%	40.0%	18.9%	25.0%	42.9%	26.1%	25.9%	26.3%	28.1%
Total	100.0%	100.0%	100.0%	100.0%	100.0%	100.0%	100.0%	100.0%	100.0%

This seminar helped me to understand the value of a well-rounded Xavier education. \* Please select your instructor for FRSM 1000

	Instructor1 = N 5	Instructor2 = N 31	Instructor3 = N 5	Instructor4 = N 5	Instructor5 = N 6	Instructor6 = N 8	Instructors7 = N 6	Instructor8 = N 9	Instructor9 = N 23
Strongly Disagree	0.0%	14.7%	0.0%	14.3%	0.0%	11.1%	9.1%	8.3%	0.0%
Disagree	0.0%	8.8%	0.0%	0.0%	12.5%	0.0%	18.2%	8.3%	4.2%
Agree	60.0%	52.9%	57.1%	57.1%	62.5%	88.9%	54.5%	58.3%	58.3%
Strongly Agree	40.0%	23.5%	42.9%	28.6%	25.0%	0.0%	18.2%	25.0%	37.5%
Total	100.0%	100.0%	100.0%	100.0%	100.0%	100.0%	100.0%	100.0%	100.0%

	Instructor10 =N 5	Instructor11 = N 4	Instructor12 = N 33	Instructor13 = N 22	Instructor14 = N 7	Instructor15 = N 17	Instructor16 = N 23	Instructor17 = N 15	Total = N 224
Strongly Disagree	20.0%	0.0%	13.9%	28.0%	14.3%	15.0%	10.7%	10.5%	11.6%
Disagree	20.0%	0.0%	5.6%	12.0%	0.0%	20.0%	7.1%	5.3%	7.9%
Agree	60.0%	60.0%	55.6%	48.0%	42.9%	45.0%	53.6%	63.2%	55.8%
Strongly Agree	0.0%	40.0%	25.0%	12.0%	42.9%	20.0%	28.6%	21.1%	24.7%
Total	100.0%	100.0%	100.0%	100.0%	100.0%	100.0%	100.0%	100.0%	100.0%

*Class Evaluation*

The evening classes were an important part of the seminar. \* Please select your instructor for FRSM 1000

	Instructor1 = N 5	Instructor2 = N 31	Instructor3 = N 5	Instructor4 = N 5	Instructor5 = N 6	Instructor6 = N 8	Instructors7 = N 6	Instructor8 = N 9	Instructor9 = N 23
Strongly Disagree	0.0%	30.0%	28.6%	66.7%	0.0%	40.0%	25.0%	30.0%	31.8%
Disagree	80.0%	23.3%	28.6%	0.0%	16.7%	20.0%	12.5%	60.0%	13.6%
Agree	20.0%	33.3%	42.9%	33.3%	33.3%	40.0%	50.0%	0.0%	50.0%
Strongly Agree	0.0%	13.3%	0.0%	0.0%	50.0%	0.0%	12.5%	10.0%	4.5%
Total	100.0%	100.0%	100.0%	100.0%	100.0%	100.0%	100.0%	100.0%	100.0%

	Instructor10 =N 5	Instructor11 = N 4	Instructor12 = N 33	Instructor13 = N 22	Instructor14 = N 7	Instructor15 = N 17	Instructor16 = N 23	Instructor17 = N 15	Total = N 224
Strongly Disagree	40.0%	12.5%	25.0%	50.0%	66.7%	40.0%	36.0%	18.2%	31.9%
Disagree	40.0%	62.5%	33.3%	37.5%	0.0%	46.7%	16.0%	18.2%	29.2%
Agree	20.0%	25.0%	27.8%	8.3%	16.7%	13.3%	32.0%	54.5%	29.2%
Strongly Agree	0.0%	0.0%	13.9%	4.2%	16.7%	0.0%	16.0%	9.1%	9.7%
Total	100.0%	100.0%	100.0%	100.0%	100.0%	100.0%	100.0%	100.0%	100.0%

The common seminar text, Why New Orleans Matters, was a good choice. \* Please select your instructor for FRSM 1000

	Instructor1 = N 5	Instructor2 = N 31	Instructor3 = N 5	Instructor4 = N 5	Instructor5 = N 6	Instructor6 = N 8	Instructors7 = N 6	Instructor8 = N 9	Instructor9 = N 23
Strongly Disagree	37.5%	40.6%	33.3%	40.0%	0.0%	16.7%	60.0%	36.4%	35.0%
Disagree	25.0%	18.8%	16.7%	40.0%	20.0%	16.7%	0.0%	45.5%	10.0%
Agree	37.5%	28.1%	33.3%	20.0%	40.0%	66.7%	20.0%	18.2%	45.0%
Strongly Agree	0.0%	12.5%	16.7%	0.0%	40.0%	0.0%	20.0%	0.0%	10.0%
Total	100.0%	100.0%	100.0%	100.0%	100.0%	100.0%	100.0%	100.0%	100.0%

	Instructor10 =N 5	Instructor11 = N 4	Instructor12 = N 33	Instructor13 = N 22	Instructor14 = N 7	Instructor15 = N 17	Instructor16 = N 23	Instructor17 = N 15	Total = N 224
Strongly Disagree	50.0%	20.0%	30.0%	36.0%	16.7%	46.7%	39.1%	20.0%	34.5%
Disagree	50.0%	60.0%	20.0%	20.0%	0.0%	20.0%	4.3%	20.0%	19.7%
Agree	0.0%	20.0%	26.7%	36.0%	83.3%	26.7%	43.5%	46.7%	34.5%
Strongly Agree	0.0%	0.0%	23.3%	8.0%	0.0%	6.7%	13.0%	13.3%	11.2%
Total	100.0%	100.0%	100.0%	100.0%	100.0%	100.0%	100.0%	100.0%	100.0%

If I received one credit hour for completing FRSM 1000, I would be more satisfied with the course. \* Please select your instructor for FRSM 1000

	Instructor1 = N 5	Instructor2 = N 31	Instructor3 = N 5	Instructor4 = N 5	Instructor5 = N 6	Instructor6 = N 8	Instructors7 = N 6	Instructor8 = N 9	Instructor9 = N 23
Strongly Disagree	0.0%	2.8%	0.0%	0.0%	0.0%	12.5%	9.1%	0.0%	3.7%
Disagree	0.0%	0.0%	0.0%	0.0%	0.0%	0.0%	9.1%	0.0%	7.4%
Agree	9.1%	16.7%	28.6%	33.3%	37.5%	12.5%	9.1%	10.0%	14.8%
Strongly Agree	90.9%	80.6%	71.4%	66.7%	62.5%	75.0%	72.7%	90.0%	74.1%
Total	100.0%	100.0%	100.0%	100.0%	100.0%	100.0%	100.0%	100.0%	100.0%

	Instructor10 =N 5	Instructor11 = N 4	Instructor12 = N 33	Instructor13 = N 22	Instructor14 = N 7	Instructor15 = N 17	Instructor16 = N 23	Instructor17 = N 15	Total = N 224
Strongly Disagree	0.0%	0.0%	2.6%	11.5%	0.0%	3.8%	0.0%	4.5%	3.4%
Disagree	0.0%	0.0%	2.6%	3.8%	0.0%	3.8%	0.0%	0.0%	2.1%
Agree	33.3%	37.5%	17.9%	3.8%	42.9%	7.7%	12.5%	40.9%	17.9%
Strongly Agree	66.7%	62.5%	76.9%	80.8%	57.1%	84.6%	87.5%	54.5%	76.6%
Total	100.0%	100.0%	100.0%	100.0%	100.0%	100.0%	100.0%	100.0%	100.0%

## Evaluation by Anticipated Grades

### *Skills*

This seminar helped me to successfully transition from high school to college. \* What is your anticipated grade for FRSM 1000?

	F = 2	D = 6	C = 30	B = 54	A = 141	Total = 233
Strongly Disagree	100.0%	66.7%	36.7%	29.6%	24.1%	28.8%
Disagree	0.0%	0.0%	26.7%	22.2%	19.9%	20.6%
Agree	0.0%	33.3%	23.3%	38.9%	41.1%	37.8%
Strongly Agree	0.0%	0.0%	13.3%	9.3%	14.9%	12.9%
Total	100.0%	100.0%	100.0%	100.0%	100.0%	100.0%

This seminar gave me strategies to achieve academic success in college. \* What is your anticipated grade for FRSM 1000?

	F = 2	D = 6	C = 32	B = 60	A = 166	Total = 266
Strongly Disagree	50.0%	66.7%	25.0%	23.3%	16.3%	20.3%
Disagree	50.0%	0.0%	28.1%	10.0%	13.3%	14.3%
Agree	0.0%	33.3%	31.3%	55.0%	54.2%	50.8%
Strongly Agree	0.0%	0.0%	15.6%	11.7%	16.3%	14.7%
Total	100.0%	100.0%	100.0%	100.0%	100.0%	100.0%

This seminar helped me to improve my writing skills. \* What is your anticipated grade for FRSM 1000?

	F = 2	D = 6	C = 33	B = 53	A = 139	Total = 233
Strongly Disagree	50.0%	83.3%	36.4%	32.1%	27.3%	31.3%
Disagree	50.0%	0.0%	42.4%	22.6%	28.8%	28.8%
Agree	0.0%	16.7%	15.2%	34.0%	33.1%	30.0%
Strongly Agree	0.0%	0.0%	6.1%	11.3%	10.8%	9.9%
Total	100.0%	100.0%	100.0%	100.0%	100.0%	100.0%

This seminar helped me to improve my speaking skills. \* What is your anticipated grade for FRSM 1000?

	F = 2	D = 6	C = 32	B = 54	A = 133	Total =227
Strongly Disagree	50.0%	83.3%	34.4%	29.6%	26.3%	30.0%
Disagree	50.0%	16.7%	37.5%	27.8%	27.1%	28.6%
Agree	0.0%	0.0%	21.9%	27.8%	34.6%	30.0%
Strongly Agree	0.0%	0.0%	6.3%	14.8%	12.0%	11.5%
Total	100.0%	100.0%	100.0%	100.0%	100.0%	100.0%

This seminar helped me to improve my skills with technological applications (e.g. email, Blackboard, blogging) used on campus. \* What is your anticipated grade for FRSM 1000?

	F = 1	D = 5	C = 34	B = 57	A = 166	Total = 263
Strongly Disagree	100.0%	40.0%	23.5%	21.1%	15.7%	18.6%
Disagree	0.0%	20.0%	17.6%	15.8%	9.6%	12.2%
Agree	0.0%	40.0%	38.2%	43.9%	47.0%	44.9%
Strongly Agree	0.0%	0.0%	20.6%	19.3%	27.7%	24.3%
Total	100.0%	100.0%	100.0%	100.0%	100.0%	100.0%

This seminar helped me to understand how my identity as an individual is affected by the different communities or groups that I belong to. \* What is your anticipated grade for FRSM 1000?

	F = 2	D = 6	C = 35	B = 60	A = 157	Total = 260
Strongly Disagree	50.0%	66.7%	25.7%	26.7%	16.6%	21.5%
Disagree	0.0%	16.7%	25.7%	18.3%	14.0%	16.5%
Agree	50.0%	16.7%	34.3%	36.7%	47.8%	42.7%
Strongly Agree	0.0%	0.0%	14.3%	18.3%	21.7%	19.2%
Total	100.0%	100.0%	100.0%	100.0%	100.0%	100.0%

*Values*

This seminar provided me with the opportunities to understand the meaning/value of themes such as justice, culture, democracy, and community. \* What is your anticipated grade for FRSM 1000?

	F = 2	D = 6	C = 34	B = 56	A = 166	Total =264
Strongly Disagree	50.0%	50.0%	17.6%	19.6%	11.4%	15.2%
Disagree	50.0%	16.7%	23.5%	10.7%	13.9%	14.8%
Agree	0.0%	33.3%	41.2%	46.4%	51.8%	48.5%
Strongly Agree	0.0%	0.0%	17.6%	23.2%	22.9%	21.6%
Total	100.0%	100.0%	100.0%	100.0%	100.0%	100.0%

This seminar gave me an understanding and appreciation of the history and mission of Xavier University of Louisiana. \* What is your anticipated grade for FRSM 1000?

	F = 2	D = 5	C = 34	B = 59	A = 172	Total = 272
Strongly Disagree	50.0%	40.0%	11.8%	16.9%	8.7%	11.8%
Disagree	0.0%	20.0%	11.8%	5.1%	4.1%	5.5%
Agree	50.0%	0.0%	61.8%	45.8%	58.7%	55.1%
Strongly Agree	0.0%	40.0%	14.7%	32.2%	28.5%	27.6%
Total	100.0%	100.0%	100.0%	100.0%	100.0%	100.0%

This seminar helped me to understand the value of a well-rounded Xavier education. \* What is your anticipated grade for FRSM 1000?

	F = 2	D = 5	C = 32	B = 62	A = 173	Total = 274
Strongly Disagree	50.0%	60.0%	12.5%	17.7%	8.7%	12.4%
Disagree	0.0%	0.0%	18.8%	4.8%	5.8%	6.9%
Agree	0.0%	20.0%	53.1%	51.6%	59.5%	55.8%
Strongly Agree	50.0%	20.0%	15.6%	25.8%	26.0%	24.8%
Total	100.0%	100.0%	100.0%	100.0%	100.0%	100.0%

*Class Evaluation*

The evening classes were an important part of the seminar. \* What is your anticipated grade for FRSM 1000?

	F = 2	D = 6	C = 33	B = 57	A = 137	Total = 235
Strongly Disagree	0.0%	83.3%	24.2%	42.1%	30.7%	33.6%
Disagree	0.0%	16.7%	42.4%	24.6%	28.5%	28.9%
Agree	100.0%	0.0%	21.2%	22.8%	32.1%	28.1%
Strongly Agree	0.0%	0.0%	12.1%	10.5%	8.8%	9.4%
Total	100.0%	100.0%	100.0%	100.0%	100.0%	100.0%

The common seminar text, Why New Orleans Matters, was a good choice. \* What is your anticipated grade for FRSM 1000?

	F = 2	D = 6	C = 28	B = 61	A = 135	Total = 232
Strongly Disagree	100.0%	66.7%	32.1%	36.1%	32.6%	34.9%
Disagree	0.0%	16.7%	28.6%	18.0%	17.8%	19.0%
Agree	0.0%	16.7%	35.7%	32.8%	37.8%	35.3%
Strongly Agree	0.0%	0.0%	3.6%	13.1%	11.9%	10.8%
Total	100.0%	100.0%	100.0%	100.0%	100.0%	100.0%

If I received one credit hour for completing FRSM 1000, I would be more satisfied with the course. \* What is your anticipated grade for FRSM 1000?

	F = 2	D = 6	C = 40	B = 65	A = 189	Total = 302
Strongly Disagree	50.0%	0.0%	2.5%	9.2%	2.6%	4.3%
Disagree	0.0%	0.0%	5.0%	1.5%	1.1%	1.7%
Agree	50.0%	0.0%	32.5%	6.2%	18.0%	17.2%
Strongly Agree	0.0%	100.0%	60.0%	83.1%	78.3%	76.8%
Total	100.0%	100.0%	100.0%	100.0%	100.0%	100.0%

FRESHMEN SEMINAR EVALUATION SURVEY  
1100

## Demographics

*Please select your instructor for FRSM 1100*

		Frequency	Percent	Valid Percent
Valid	Adams, Dr. Mike	15	5.0	5.8
	Bechet, Mr. Ron	11	3.6	4.2
	Boutte, Dr. Kenneth	18	6.0	6.9
	Chandler, Dr. Kimberly	32	10.6	12.4
	Hammer, Dr. Elliott	6	2.0	2.3
	Homan, Dr. Michael	28	9.3	10.8
	Kinnord-Payton, Mrs. MaPo	11	3.6	4.2
	Labat, Dr. Deidre	1	.3	.4
	Lang, Dr. Ray	1	.3	.4
	Lopez, Dr. Antonio	5	1.7	1.9
	Louis, Dr. Ross	7	2.3	2.7
	Richardson, Dr. Leslie	42	13.9	16.2
	Rodriguez, Dr. Linda	33	10.9	12.7
	Salm, Dr. Steven	7	2.3	2.7
	Schafer, Dr. Paul	8	2.6	3.1
	Shade, Mr. James	27	8.9	10.4
	Woods, Dr. Adrian	7	2.3	2.7
	Total	259	85.8	100.0
	Missing	System	43	14.2
Total		302	100.0	

*What is your anticipated grade for FRSM 1100*

		Frequency	Percent	Valid Percent
Valid	F	1	.3	.3
	D	7	2.3	2.4
	C	23	7.6	7.9
	B	68	22.5	23.4
	A	191	63.2	65.9
	Total	290	96.0	100.0
Missing	System	12	4.0	
Total		302	100.0	

*State*

	Frequency	Percent	Valid Percent
CA	12	4.0	4.1
GA	17	5.6	5.9
IL	9	3.0	3.1
LA	171	56.6	59.0
MD	9	3.0	3.1
MS	11	3.6	3.8
TN	12	4.0	4.1
TX	15	5.0	5.2
Other	34	.7	11.7
Total	290	96.0	100.0
Missing System	12	4.0	
Total	302	100.0	

## Descriptive Statistics

### *Skills*

	N	Mean	Std. Deviation
This seminar helped me to successfully transition from high school to college.	302	-.08	1.259
This seminar gave me strategies to achieve academic success in college.	301	.15	1.271
This seminar helped me to improve my writing skills.	299	-.24	1.221
This seminar helped me to improve my speaking skills.	299	-.19	1.238
This seminar helped me to improve my skills with technological applications (e.g. email, Blackboard, blogging) used on campus.	299	.42	1.255
This seminar helped me to understand how my identity as an individual is affected by the different communities or groups that I belong to.	300	.31	1.313

### *Values*

	N	Mean	Std. Deviation
This seminar provided me with the opportunities to understand the meaning/value of themes such as justice, culture, democracy, and community.	299	.50	1.246
This seminar gave me an understanding and appreciation of the history and mission of Xavier University of Louisiana.	298	.59	1.167
This seminar helped me to understand the value of a well-rounded Xavier education.	300	.49	1.228
If I received one credit hour for completing FRSM 1100, I would be more satisfied with the course.	300	1.49	1.036

### *Strong Interest Inventory (SII)*

	N	Mean	Std. Deviation
The results of the SII helped me to affirm my major and my career choice.	217	.32	1.141
The results of the SII helped me to understand how I relate to others.	217	.41	.987
The results of the SII helped me to understand how I learn.	218	.42	1.054

\* Strongly Agree = 2, Agree = 1, Disagree = -1, Strongly = -2 \*

## Overall Satisfaction

### *Skills*

This seminar helped me to successfully transition from high school to college.

		Frequency	Percent	Valid Percent
Valid	Strongly Disagree	52	17.2	17.2
	Disagree	63	20.9	20.9
	Neither Agree nor Disagree	75	24.8	24.8
	Agree	80	26.5	26.5
	Strongly Agree	32	10.6	10.6
	Total	302	100.0	100.0

**Overall Agree – 37.1%**

**Overall Disagree – 38.1%**

**Neither Agree nor Disagree – 24.8%**

This seminar gave me strategies to achieve academic success in college.

		Frequency	Percent	Valid Percent
Valid	Strongly Disagree	44	14.6	14.6
	Disagree	55	18.2	18.3
	Neither Agree nor Disagree	49	16.2	16.3
	Agree	117	38.7	38.9
	Strongly Agree	36	11.9	12.0
	Total	301	99.7	100.0
Missing	System	1	.3	
	Total	302	100.0	

**Overall Agree – 50.6%**

**Overall Disagree – 32.8%**

**Neither Agree nor Disagree – 16.2%**

This seminar helped me to improve my writing skills.

		Frequency	Percent	Valid Percent
Valid	Strongly Disagree	54	17.9	18.1
	Disagree	79	26.2	26.4
	Neither Agree nor Disagree	75	24.8	25.1
	Agree	66	21.9	22.1
	Strongly Agree	25	8.3	8.4
	Total	299	99.0	100.0
Missing	System	3	1.0	
Total		302	100.0	

**Overall Agree – 30.2%**

**Overall Disagree – 44.15**

**Neither Agree nor Disagree – 24.8%**

This seminar helped me to improve my speaking skills.

		Frequency	Percent	Valid Percent
Valid	Strongly Disagree	53	17.5	17.7
	Disagree	77	25.5	25.8
	Neither Agree nor Disagree	71	23.5	23.7
	Agree	71	23.5	23.7
	Strongly Agree	27	8.9	9.0
	Total	299	99.0	100.0
Missing	System	3	1.0	
Total		302	100.0	

**Overall Agree – 32.4%**

**Overall Disagree – 43.0%**

**Neither Agree nor Disagree – 23.5%**

This seminar helped me to improve my skills with technological applications (e.g. email, Blackboard, blogging) used on campus.

		Frequency	Percent	Valid Percent
Valid	Strongly Disagree	35	11.6	11.7
	Disagree	38	12.6	12.7
	Neither Agree nor Disagree	46	15.2	15.4
	Agree	125	41.4	41.8
	Strongly Agree	55	18.2	18.4
	Total	299	99.0	100.0
Missing	System	3	1.0	
Total		302	100.0	

**Overall Agree – 59.6%**

**Overall Disagree – 24.2%**

**Neither Agree nor Disagree – 15.2%**

This seminar helped me to understand how my identity as an individual is affected by the different communities or groups that I belong to.

		Frequency	Percent	Valid Percent
Valid	Strongly Disagree	41	13.6	13.7
	Disagree	42	13.9	14.0
	Neither Agree nor Disagree	62	20.5	20.7
	Agree	94	31.1	31.3
	Strongly Agree	61	20.2	20.3
	Total	300	99.3	100.0
Missing	System	2	.7	
Total		302	100.0	

**Overall Agree – 51.3%**

**Overall Disagree – 27.5%**

**Neither Agree nor Disagree – 20.5%**

*Values*

This seminar provided me with the opportunities to understand the meaning/value of themes such as justice, culture, democracy, and community.

		Frequency	Percent	Valid Percent
Valid	Strongly Disagree	36	11.9	12.0
	Disagree	26	8.6	8.7
	Neither Agree nor Disagree	49	16.2	16.4
	Agree	128	42.4	42.8
	Strongly Agree	60	19.9	20.1
	Total	299	99.0	100.0
Missing	System	3	1.0	
Total		302	100.0	

**Overall Agree – 62.3%**  
**Overall Disagree – 20.5%**  
**Neither Agree nor Disagree – 16.2%**

This seminar gave me an understanding and appreciation of the history and mission of Xavier University of Louisiana.

		Frequency	Percent	Valid Percent
Valid	Strongly Disagree	25	8.3	8.4
	Disagree	27	8.9	9.1
	Neither Agree nor Disagree	58	19.2	19.5
	Agree	124	41.1	41.6
	Strongly Agree	64	21.2	21.5
	Total	298	98.7	100.0
Missing	System	4	1.3	
Total		302	100.0	

**Overall Agree – 62.3%**  
**Overall Disagree – 17.2%**  
**Neither Agree nor Disagree – 19.2%**

This seminar helped me to understand the value of a well-rounded Xavier education.

		Frequency	Percent	Valid Percent
Valid	Strongly Disagree	31	10.3	10.3
	Disagree	32	10.6	10.7
	Neither Agree nor Disagree	59	19.5	19.7
	Agree	115	38.1	38.3
	Strongly Agree	63	20.9	21.0
	Total	300	99.3	100.0
Missing	System	2	.7	
Total		302	100.0	

**Overall Agree – 59.0%**

**Overall Disagree – 20.9%**

**Neither Agree nor Disagree – 19.5%**

If I received one credit hour for completing FRSM 1100, I would be more satisfied with the course.

		Frequency	Percent	Valid Percent
Valid	Strongly Disagree	14	4.6	4.7
	Disagree	8	2.6	2.7
	Neither Agree nor Disagree	15	5.0	5.0
	Agree	43	14.2	14.3
	Strongly Agree	220	72.8	73.3
	Total	300	99.3	100.0
Missing	System	2	.7	
Total		302	100.0	

**Overall Agree – 87.0%**

**Overall Disagree – 7.2%**

**Neither Agree nor Disagree – 5.0%**

*Strong Interest Inventory (SII)*

Did you take the Strong Interest Inventory (SII)?

	Frequency	Percent	Valid Percent
Valid No	83	27.5	27.5
Yes	219	72.5	72.5
Total	302	100.0	100.0

If yes, the results of the SII helped me to affirm my major and my career choice.

	Frequency	Percent	Valid Percent
Valid Strongly Disagree	17	5.6	7.8
Disagree	32	10.6	14.7
Neither Agree nor Disagree	66	21.9	30.4
Agree	68	22.5	31.3
Strongly Agree	34	11.3	15.7
Total	217	71.9	100.0
Missing System	85	28.1	
Total	302	100.0	

**Overall Agree – 47.0%%**  
**Overall Disagree – 22.6%**  
**Neither Agree nor Disagree – 30.4%%**

If yes, the results of the SII helped me to understand how I relate to others.

	Frequency	Percent	Valid Percent
Valid Strongly Disagree	13	4.3	6.0
Disagree	16	5.3	7.4
Neither Agree nor Disagree	81	26.8	37.3
Agree	83	27.5	38.2
Strongly Agree	24	7.9	11.1
Total	217	71.9	100.0
Missing System	85	28.1	
Total	302	100.0	

**Overall Agree – 49.3%**  
**Overall Disagree – 13.4%**  
**Neither Agree nor Disagree – 37.3%**

If yes, the results of the SII helped me to understand how I learn.

		Frequency	Percent	Valid Percent
Valid	Strongly Disagree	15	5.0	6.9
	Disagree	21	7.0	9.6
	Neither Agree nor Disagree	67	22.2	30.7
	Agree	87	28.8	39.9
	Strongly Agree	28	9.3	12.8
	Total	218	72.2	100.0
Missing	System	84	27.8	
Total		302	100.0	

**Overall Agree – 52.7%**

**Overall Disagree – 16.5%**

**Neither Agree nor Disagree – 30.7%**

## Evaluation by Instructors

### *Skills*

This seminar helped me to successfully transition from high school to college. \* Please select your instructor for FRSM 1100

	Instructor1 = N 14	Instructor2 = N 11	Instructor3 = N 18	Instructor4 = N 32	Instructor5 = N 6	Instructor6 = N 28	Instructor7 = N 11	Instructor8 = N 1	Instructor9 = N 1
Strongly Disagree	6.7%	18.2%		12.5%	0.0%	17.9%	0.0%	0.0%	0.0%
Disagree	26.7%	9.1%	33.3%	9.4%	33.3%	25.0%	18.2%	0.0%	0.0%
Neither Agree nor Disagree	26.7%	9.1%	33.3%	34.4%	0.0%	10.7%	27.3%	100.0%	0.0%
Agree	40.0%	36.4%	22.2%	43.8%	33.3%	32.1%	27.3%	0.0%	100.0%
Strongly Agree		27.3%	11.1%		33.3%	14.3%	27.3%	0.0%	0.0%
Total	100.0%	100.0%	100.0%	100.0%	100.0%	100.0%	100.0%	100.0%	100.0%

	Instructor10 = N 5	Instructor11 = N 7	Instructor12 = N 42	Instructor13 = N 33	Instructor14 = N 7	Instructor15 = N 8	Instructor16 = N 27	Instructor17 = N 7	Total = N 259
Strongly Disagree	20.0%	14.3%	16.7%	33.3%	42.9%	12.5%	25.9%	0.0%	16.6%
Disagree	0.0%	28.6%	11.9%	27.3%	28.6%	62.5%	18.5%	0.0%	20.5%
Neither Agree nor Disagree	60.0%	42.9%	19.0%	21.2%	14.3%	12.5%	29.6%	14.3%	23.6%
Agree	20.0%	14.3%	38.1%	12.1%	14.3%	0.0%	18.5%	57.1%	29.0%
Strongly Agree	0.0%	0.0%	14.3%	6.1%	0.0%	12.5%	7.4%	28.6%	10.4%
Total	100.0%	100.0%	100.0%	100.0%	100.0%	100.0%	100.0%	100.0%	100.0%

This seminar gave me strategies to achieve academic success in college. \* Please select your instructor for FRSM 1100

	Instructor1 = N 14	Instructor2 = N 11	Instructor3 = N 18	Instructor4 = N 32	Instructor5 = N 6	Instructor6 = N 28	Instructor7 = N 11	Instructor8 = N 1	Instructor9 = N 1
Strongly Disagree	0.0%	9.1%	0.0%	12.5%	0.0%	14.3%	9.1%	0.0%	0.0%
Disagree	20.0%	0.0%	16.7%	9.4%	16.7%	17.9%	9.1%	0.0%	0.0%
Neither Agree nor Disagree	26.7%	9.1%	11.1%	15.6%	0.0%	17.9%	9.1%	0.0%	0.0%
Agree	40.0%	45.5%	66.7%	56.3%	50.0%	35.7%	45.5%	100.0%	100.0%
Strongly Agree	13.3%	36.4%	5.6%	6.3%	33.3%	14.3%	27.3%	0.0%	0.0%
Total	100.0%	100.0%	100.0%	100.0%	100.0%	100.0%	100.0%	100.0%	100.0%

	Instructor10 = N 5	Instructor11 = N 7	Instructor12 = N 42	Instructor13 = N 33	Instructor1 4 = N 7	Instructor15 = N 8	Instructor16 = N 27	Instructor1 7 = N 7	Total = N 259
Strongly Disagree	20.0%	14.3%	14.3%	30.3%	14.3%	12.5%	18.5%	0.0%	13.5%
Disagree	0.0%	42.9%	19.0%	27.3%	14.3%	50.0%	18.5%	0.0%	17.8%
Neither Agree nor Disagree	40.0%	14.3%	14.3%	12.1%	42.9%	12.5%	18.5%	14.3%	15.8%
Agree	40.0%	28.6%	38.1%	24.2%	28.6%	12.5%	40.7%	42.9%	40.9%
Strongly Agree	0.0%	0.0%	14.3%	6.1%		12.5%	3.7%	42.9%	12.0%
Total	100.0%	100.0%	100.0%	100.0%	100.0%	100.0%	100.0%	100.0%	100.0%

This seminar helped me to improve my writing skills. \* Please select your instructor for FRSM 1100

	Instructor1 = N 14	Instructor2 = N 11	Instructor3 = N 18	Instructor4 = N 32	Instructor5 = N 6	Instructor6 = N 28	Instructor7 = N 11	Instructor8 = N 1	Instructor9 = N 1
Strongly Disagree	6.7%	9.1%	11.1%	9.7%	16.7%	21.4%	9.1%		
Disagree	33.3%	27.3%	27.8%	29.0%	16.7%	17.9%	36.4%	100.0%	100.0%
Neither Agree nor Disagree	26.7%	36.4%	27.8%	29.0%	16.7%	28.6%	27.3%	0.0%	0.0%
Agree	26.7%	0.0%	27.8%	29.0%	33.3%	17.9%	9.1%	0.0%	0.0%
Strongly Agree	6.7%	27.3%	5.6%	3.2%	16.7%	14.3%	18.2%	0.0%	0.0%
Total	100.0%	100.0%	100.0%	100.0%	100.0%	100.0%	100.0%	100.0%	100.0%

	Instructor10 = N 5	Instructor11 = N 7	Instructor12 = N 42	Instructor13 = N 33	Instructor14 = N 7	Instructor15 = N 8	Instructor16 = N 27	Instructor17 = N 7	Total = N 259
Strongly Disagree	40.0%	14.3%	17.1%	30.3%	14.3%	28.6%	25.9%		17.6%
Disagree	20.0%	42.9%	24.4%	30.3%	42.9%	14.3%	22.2%	14.3%	27.0%
Neither Agree nor Disagree	20.0%	14.3%	17.1%	12.1%	14.3%	14.3%	44.4%	28.6%	24.6%
Agree	20.0%	28.6%	31.7%	21.2%	28.6%	28.6%	7.4%	57.1%	23.0%
Strongly Agree	0.0%	0.0%	9.8%	6.1%	0.0%	14.3%	0.0%	0.0%	7.8%
Total	100.0%	100.0%	100.0%	100.0%	100.0%	100.0%	100.0%	100.0%	100.0%

This seminar helped me to improve my speaking skills. \* Please select your instructor for FRSM 1100

	Instructor1 = N 14	Instructor2 = N 11	Instructor3 = N 18	Instructor4 = N 32	Instructor5 = N 6	Instructor6 = N 28	Instructor7 = N 11	Instructor8 = N 1	Instructor9 = N 1
Strongly Disagree	6.7%	9.1%	5.6%	15.6%	16.7%	22.2%	9.1%	0.0%	0.0%
Disagree	13.3%	18.2%	22.2%	25.0%	16.7%	25.9%	36.4%	0.0%	100.0%
Neither Agree nor Disagree	26.7%	18.2%	44.4%	12.5%	0.0%	22.2%	18.2%	0.0%	0.0%
Agree	40.0%	27.3%	22.2%	40.6%	50.0%	14.8%	9.1%	100.0%	0.0%
Strongly Agree	13.3%	27.3%	5.6%	6.3%	16.7%	14.8%	27.3%	0.0%	0.0%
Total	100.0%	100.0%	100.0%	100.0%	100.0%	100.0%	100.0%	100.0%	100.0%

	Instructor10 = N 5	Instructor11 = N 7	Instructor12 = N 42	Instructor13 = N 33	Instructor14 = N 7	Instructor15 = N 8	Instructor16 = N 27	Instructor17 = N 7	Total = N 259
Strongly Disagree	40.0%	14.3%	17.1%	27.3%	28.6%	25.0%	22.2%		17.5%
Disagree	20.0%	42.9%	24.4%	30.3%	28.6%	25.0%	29.6%	14.3%	25.7%
Neither Agree nor Disagree	40.0%	28.6%	17.1%	18.2%	14.3%	12.5%	40.7%	28.6%	22.6%
Agree	0.0%	14.3%	29.3%	18.2%	28.6%	25.0%	7.4%	57.1%	24.9%
Strongly Agree	0.0%	0.0%	12.2%	6.1%	0.0%	12.5%	0.0%		9.3%
Total	100.0%	100.0%	100.0%	100.0%	100.0%	100.0%	100.0%	100.0%	100.0%

This seminar helped me to improve my skills with technological applications (e.g. email, Blackboard, blogging) used on campus. \* Please select your instructor for FRSM 1100

	Instructor1 = N 14	Instructor2 = N 11	Instructor3 = N 18	Instructor4 = N 32	Instructor5 = N 6	Instructor6 = N 28	Instructor7 = N 11	Instructor8 = N 1	Instructor9 = N 1
Strongly Disagree	6.7%	0.0%	5.6%	9.4%	16.7%	14.3%	0.0%	0.0%	0.0%
Disagree	6.7%	9.1%	11.1%	3.1%	0.0%	17.9%	18.2%	0.0%	0.0%
Neither Agree nor Disagree	20.0%	18.2%	16.7%	9.4%	0.0%	10.7%	18.2%	100.0%	0.0%
Agree	33.3%	36.4%	50.0%	62.5%	33.3%	42.9%	36.4%	0.0%	100.0%
Strongly Agree	33.3%	36.4%	16.7%	15.6%	50.0%	14.3%	27.3%	0.0%	0.0%
Total	100.0%	100.0%	100.0%	100.0%	100.0%	100.0%	100.0%	100.0%	100.0%

	Instructor10 = N 5	Instructor11 = N 7	Instructor12 = N 42	Instructor13 = N 33	Instructor1 4 = N 7	Instructor15 = N 8	Instructor16 = N 27	Instructor1 7 = N 7	Total = N 259
Strongly Disagree	20.0%	14.3%	14.6%	15.2%	33.3%		22.2%	0.0%	12.1%
Disagree	0.0%	14.3%	12.2%	18.2%	16.7%	12.5%	18.5%	0.0%	12.1%
Neither Agree nor Disagree	20.0%	14.3%	17.1%	12.1%	16.7%	25.0%	14.8%	16.7%	14.8%
Agree	0.0%	28.6%	36.6%	42.4%	33.3%	37.5%	40.7%	66.7%	42.2%
Strongly Agree	60.0%	28.6%	19.5%	12.1%		25.0%	3.7%	16.7%	18.8%
Total	100.0%	100.0%	100.0%	100.0%	100.0%	100.0%	100.0%	100.0%	100.0%

This seminar helped me to understand how my identity as an individual is affected by the different communities or groups that I belong to. \* Please select your instructor for FRSM 1100

	Instructor1 = N 14	Instructor2 = N 11	Instructor3 = N 18	Instructor4 = N 32	Instructor5 = N 6	Instructor6 = N 28	Instructor7 = N 11	Instructor8 = N 1	Instructor9 = N 1
Strongly Disagree	6.7%	9.1%	11.1%	6.3%	16.7%	14.3%	9.1%	0.0%	0.0%
Disagree	13.3%	18.2%	5.6%	3.1%	0.0%	10.7%	0.0%	0.0%	0.0%
Neither Agree nor Disagree	20.0%	9.1%	16.7%	15.6%	16.7%	21.4%	36.4%	0.0%	0.0%
Agree	26.7%	36.4%	44.4%	50.0%	16.7%	28.6%	27.3%	0.0%	0.0%
Strongly Agree	33.3%	27.3%	22.2%	25.0%	50.0%	25.0%	27.3%	100.0%	100.0%
Total	100.0%	100.0%	100.0%	100.0%	100.0%	100.0%	100.0%	100.0%	100.0%

	Instructor10 = N 5	Instructor11 = N 7	Instructor12 = N 42	Instructor13 = N 33	Instructor1 4 = N 7	Instructor15 = N 8	Instructor16 = N 27	Instructor1 7 = N 7	Total = N 259
Strongly Disagree	20.0%	14.3%	12.2%	30.3%	14.3%	12.5%	18.5%	0.0%	14.0%
Disagree	0.0%	14.3%	14.6%	15.2%	14.3%	25.0%	25.9%	0.0%	12.0%
Neither Agree nor Disagree	40.0%	28.6%	14.6%	12.1%	42.9%	0.0%	33.3%	14.3%	19.4%
Agree	40.0%	28.6%	36.6%	30.3%	28.6%	37.5%	11.1%	42.9%	32.6%
Strongly Agree	0.0%	14.3%	22.0%	12.1%	0.0%	25.0%	11.1%	42.9%	22.1%
Total	100.0%	100.0%	100.0%	100.0%	100.0%	100.0%	100.0%	100.0%	100.0%

*Values*

This seminar provided me with the opportunities to understand the meaning/value of themes such as justice, culture, democracy, and community. \* Please select your instructor for FRSM 1100

	Instructor1 = N 14	Instructor2 = N 11	Instructor3 = N 18	Instructor4 = N 32	Instructor5 = N 6	Instructor6 = N 28	Instructor7 = N 11	Instructor8 = N 1	Instructor9 = N 1
Strongly Disagree	0.0%	9.1%	0.0%	3.1%	0.0%	7.1%	9.1%	0.0%	0.0%
Disagree	6.7%	0.0%	11.1%	3.1%	0.0%	7.1%	18.2%	0.0%	0.0%
Neither Agree nor Disagree	0.0%	0.0%	22.2%	18.8%	16.7%	10.7%	9.1%	0.0%	0.0%
Agree	46.7%	45.5%	50.0%	62.5%	50.0%	42.9%	36.4%	0.0%	100.0%
Strongly Agree	46.7%	45.5%	16.7%	12.5%	33.3%	32.1%	27.3%	100.0%	0.0%
Total	100.0%	100.0%	100.0%	100.0%	100.0%	100.0%	100.0%	100.0%	100.0%

	Instructor10 = N 5	Instructor11 = N 7	Instructor12 = N 42	Instructor13 = N 33	Instructor14 = N 7	Instructor15 = N 8	Instructor16 = N 27	Instructor17 = N 7	Total = N 259
Strongly Disagree	20.0%	14.3%	10.0%	36.4%	14.3%	12.5%	22.2%	0.0%	12.1%
Disagree	0.0%	14.3%	7.5%	9.1%	14.3%	0.0%	14.8%	0.0%	7.8%
Neither Agree nor Disagree	0.0%	0.0%	15.0%	12.1%	0.0%	12.5%	40.7%	28.6%	15.2%
Agree	80.0%	57.1%	35.0%	33.3%	57.1%	50.0%	18.5%	57.1%	43.2%
Strongly Agree	0.0%	14.3%	32.5%	9.1%	14.3%	25.0%	3.7%	14.3%	21.8%
Total	100.0%	100.0%	100.0%	100.0%	100.0%	100.0%	100.0%	100.0%	100.0%

This seminar gave me an understanding and appreciation of the history and mission of Xavier University of Louisiana. \* Please select your instructor for FRSM 1100

	Instructor1 = N 14	Instructor2 = N 11	Instructor3 = N 18	Instructor4 = N 32	Instructor5 = N 6	Instructor6 = N 28	Instructor7 = N 11	Instructor8 = N 1	Instructor9 = N 1
Strongly Disagree	6.7%	0.0%	0.0%	3.2%	0.0%	7.1%	9.1%	0.0%	0.0%
Disagree	20.0%	0.0%	11.1%	19.4%	0.0%	7.1%	9.1%	0.0%	0.0%
Neither Agree nor Disagree	33.3%	9.1%	11.1%	9.7%	16.7%	10.7%	9.1%	0.0%	0.0%
Agree	26.7%	54.5%	55.6%	51.6%	50.0%	46.4%	27.3%	0.0%	0.0%
Strongly Agree	13.3%	36.4%	22.2%	16.1%	33.3%	28.6%	45.5%	100.0%	100.0%
Total	100.0%	100.0%	100.0%	100.0%	100.0%	100.0%	100.0%	100.0%	100.0%

	Instructor10 = N 5	Instructor11 = N 7	Instructor12 = N 42	Instructor13 = N 33	Instructor1 4 = N 7	Instructor15 = N 8	Instructor16 = N 27	Instructor1 7 = N 7	Total = N 259
Strongly Disagree	20.0%	14.3%	7.5%	18.2%	14.3%	0.0%	18.5%	0.0%	8.6%
Disagree	0.0%	0.0%	2.5%	12.1%	28.6%	12.5%	11.1%	0.0%	9.8%
Neither Agree nor Disagree	60.0%	28.6%	15.0%	18.2%	42.9%	12.5%	22.2%	28.6%	17.6%
Agree	20.0%	14.3%	47.5%	45.5%	14.3%	62.5%	33.3%	28.6%	42.2%
Strongly Agree	0.0%	42.9%	27.5%	6.1%	0.0%	12.5%	14.8%	42.9%	21.9%
Total	100.0%	100.0%	100.0%	100.0%	100.0%	100.0%	100.0%	100.0%	100.0%

This seminar helped me to understand the value of a well-rounded Xavier education. \* Please select your instructor for FRSM 1100

	Instructor1 = N 14	Instructor2 = N 11	Instructor3 = N 18	Instructor4 = N 32	Instructor5 = N 6	Instructor6 = N 28	Instructor7 = N 11	Instructor8 = N 1	Instructor9 = N 1
Strongly Disagree	6.7%	9.1%	0.0%	6.3%	0.0%	10.7%	9.1%	0.0%	0.0%
Disagree	6.7%	0.0%	11.1%	15.6%	0.0%	10.7%	18.2%	0.0%	0.0%
Neither Agree nor Disagree	26.7%	9.1%	22.2%	12.5%	16.7%	7.1%	9.1%	0.0%	0.0%
Agree	46.7%	36.4%	50.0%	43.8%	33.3%	42.9%	27.3%	0.0%	0.0%
Strongly Agree	13.3%	45.5%	16.7%	21.9%	50.0%	28.6%	36.4%	100.0%	100.0%
Total	100.0%	100.0%	100.0%	100.0%	100.0%	100.0%	100.0%	100.0%	100.0%

	Instructor10 = N 5	Instructor11 = N 7	Instructor12 = N 42	Instructor13 = N 33	Instructor1 4 = N 7	Instructor15 = N 8	Instructor16 = N 27	Instructor17 = N 7	Total = N 259
Strongly Disagree	20.0%	14.3%	7.3%	21.2%	14.3%	12.5%	18.5%	0.0%	10.5%
Disagree	20.0%	14.3%	7.3%	18.2%	14.3%	12.5%	11.1%	0.0%	11.2%
Neither Agree nor Disagree	40.0%	0.0%	17.1%	18.2%	42.9%	25.0%	22.2%	28.6%	17.4%
Agree	20.0%	57.1%	39.0%	33.3%	28.6%	25.0%	33.3%	42.9%	38.4%
Strongly Agree	0.0%	14.3%	29.3%	9.1%	25.0%	25.0%	14.8%	28.6%	22.5%
Total	100.0%	100.0%	100.0%	100.0%	100.0%	100.0%	100.0%	100.0%	100.0%

If I received one credit hour for completing FRSM 1100, I would be more satisfied with the course. \* Please select your instructor for FRSM 1100

	Instructor1 = N 14	Instructor2 = N 11	Instructor3 = N 18	Instructor4 = N 32	Instructor5 = N 6	Instructor6 = N 28	Instructor7 = N 11	Instructor8 = N 1	Instructor9 = N 1
Strongly Disagree	0.0%	0.0%	0.0%	0.0%	0.0%	7.1%	0.0%	0.0%	0.0%
Disagree	0.0%	0.0%	5.6%	3.1%	0.0%	0.0%	0.0%	0.0%	0.0%
Neither Agree nor Disagree	0.0%	9.1%	5.6%	0.0%	0.0%	0.0%	9.1%	0.0%	0.0%
Agree	6.7%	0.0%	16.7%	15.6%	0.0%	10.7%	18.2%	100.0%	100.0%
Strongly Agree	93.3%	90.9%	72.2%	81.3%	100.0%	82.1%	72.7%	0.0%	0.0%
Total	100.0%	100.0%	100.0%	100.0%	100.0%	100.0%	100.0%	100.0%	100.0%

	Instructor10 = N 5	Instructor11 = N 7	Instructor12 = N 42	Instructor13 = N 33	Instructor1 4 = N 7	Instructor15 = N 8	Instructor16 = N 27	Instructor17 = N 7	Total = N 259
Strongly Disagree	20.0%	0.0%	4.9%	9.1%	0.0%	0.0%	14.8%	0.0%	4.7%
Disagree	0.0%	0.0%	2.4%	0.0%	0.0%	0.0%	7.4%	0.0%	1.9%
Neither Agree nor Disagree	20.0%	14.3%	4.9%	0.0%	0.0%	0.0%	14.8%	14.3%	4.7%
Agree	0.0%	0.0%	14.6%	9.1%	14.3%	12.5%	22.2%	14.3%	13.2%
Strongly Agree	60.0%	85.7%	73.2%	81.8%	85.7%	87.5%	40.7%	71.4%	75.6%
Total	100.0%	100.0%	100.0%	100.0%	100.0%	100.0%	100.0%	100.0%	100.0%

*Strong Interest Inventory (SII)*

Did you take the Strong Interest Inventory (SII)? \* Please select your instructor for FRSM 1100

	Instructor1 = N 14	Instructor2 = N 11	Instructor3 = N 18	Instructor4 = N 32	Instructor5 = N 6	Instructor6 = N 28	Instructor7 = N 11	Instructor8 = N 1	Instructor9 = N 1
No	0.0%	54.5%	16.7%	34.4%	16.7%	3.6%	18.2%	0.0%	100.0%
Yes	100.0%	45.5%	83.3%	65.6%	83.3%	96.4%	81.8%	100.0%	0.0%
Total	100.0%	100.0%	100.0%	100.0%	100.0%	100.0%	100.0%	100.0%	100.0%

	Instructor10 = N 5	Instructor1 1 = N 7	Instructor12 = N 42	Instructor13 = N 33	Instructor14 = N 7	Instructor15 = N 8	Instructor16 = N 27	Instructor17 = N 7	Total = N 259
No	20.0%	57.1%	28.6%	33.3%	14.3%	50.0%	33.3%	28.6%	26.6%
Yes	80.0%	42.9%	71.4%	66.7%	85.7%	50.0%	66.7%	71.4%	73.4%
Total	100.0%	100.0%	100.0%	100.0%	100.0%	100.0%	100.0%	100.0%	100.0%

If yes, the results of the SII helped me to affirm my major and my career choice. \* Please select your instructor for FRSM 1100

	Instructor1 = N 14	Instructor2 = N 11	Instructor3 = N 18	Instructor4 = N 32	Instructor5 = N 6	Instructor6 = N 28	Instructor7 = N 11	Instructor8 = N 1	Instructor9 = N 1
Strongly Disagree	6.7%	0.0%	0.0%	20.0%	0.0%	14.8%	0.0%	0.0%	0.0%
Disagree	6.7%	40.0%	13.3%	15.0%	0.0%	11.1%	11.1%	0.0%	0.0%
Neither Agree nor Disagree	20.0%	20.0%	6.7%	10.0%	40.0%	37.0%	44.4%	100.0%	0.0%
Agree	33.3%	40.0%	40.0%	50.0%	20.0%	22.2%	33.3%	0.0%	0.0%
Strongly Agree	33.3%	0.0%	40.0%	5.0%	40.0%	14.8%	11.1%	0.0%	0.0%
Total	100.0%	100.0%	100.0%	100.0%	100.0%	100.0%	100.0%	100.0%	0.0%

	Instructor10 = N 5	Instructor11 = N 7	Instructor12 = N 42	Instructor13 = N 33	Instructor1 4 = N 7	Instructor15 = N 8	Instructor16 = N 27	Instructor17 = N 7	Total = N 259
Strongly Disagree	0.0%	0.0%	3.3%	9.5%	33.3%	25.0%	5.6%	0.0%	8.5%
Disagree	50.0%	66.7%	20.0%	14.3%	16.7%	0.0%	22.2%	0.0%	16.0%
Neither Agree nor Disagree	25.0%	33.3%	23.3%	52.4%	33.3%	25.0%	44.4%	40.0%	30.3%
Agree	0.0%	0.0%	30.0%	19.0%	16.7%	25.0%	16.7%	60.0%	28.7%
Strongly Agree	25.0%	0.0%	23.3%	4.8%	0.0%	25.0%	11.1%	0.0%	16.5%
Total	100.0%	100.0%	100.0%	100.0%	100.0%	100.0%	100.0%	100.0%	100.0%

If yes, the results of the SII helped me to understand how I relate to others. \* Please select your instructor for FRSM 1100

	Instructor1 = N 14	Instructor2 = N 11	Instructor3 = N 18	Instructor4 = N 32	Instructor5 = N 6	Instructor6 = N 28	Instructor7 = N 11	Instructor8 = N 1	Instructor9 = N 1
Strongly Disagree	6.7%	0.0%	0.0%	10.0%	0.0%	18.5%	0.0%	0.0%	0.0%
Disagree	6.7%	20.0%	0.0%	10.0%	0.0%	0.0%	12.5%	0.0%	0.0%
Neither Agree nor Disagree	33.3%	0.0%	13.3%	40.0%	0.0%	44.4%	50.0%	100.0%	0.0%
Agree	40.0%	80.0%	53.3%	40.0%	60.0%	25.9%	37.5%	0.0%	0.0%
Strongly Agree	13.3%	0.0%	33.3%	0.0%	40.0%	11.1%	0.0%	0.0%	0.0%
Total	100.0%	100.0%	100.0%	100.0%	100.0%	100.0%	100.0%	100.0%	0.0%

	Instructor10 = N 5	Instructor11 = N 7	Instructor12 = N 42	Instructor13 = N 33	Instructor14 = N 7	Instructor15 = N 8	Instructor16 = N 27	Instructor17 = N 7	Total = N 259
Strongly Disagree	0.0%	0.0%	0.0%	4.5%	16.7%	25.0%	5.6%	0.0%	6.4%
Disagree	0.0%	33.3%	10.0%	9.1%	33.3%	0.0%	11.1%	0.0%	8.0%
Neither Agree nor Disagree	75.0%	33.3%	26.7%	54.5%	16.7%	25.0%	50.0%	40.0%	36.7%
Agree	25.0%	33.3%	43.3%	27.3%	33.3%	25.0%	33.3%	60.0%	38.3%
Strongly Agree	0.0%	0.0%	20.0%	4.5%	0.0%	25.0%	0.0%	0.0%	10.6%
Total	100.0%	100.0%	100.0%	100.0%	100.0%	100.0%	100.0%	100.0%	100.0%

If yes, the results of the SII helped me to understand how I learn. \* Please select your instructor for FRSM 1100

	Instructor1 = N 14	Instructor2 = N 11	Instructor3 = N 18	Instructor4 = N 32	Instructor5 = N 6	Instructor6 = N 28	Instructor7 = N 11	Instructor8 = N 1	Instructor9 = N 1
Strongly Disagree	0.0%	0.0%	0.0%	20.0%	0.0%	22.2%	0.0%	0.0%	0.0%
Disagree	13.3%	20.0%	0.0%	10.0%	0.0%	0.0%	11.1%	100.0%	0.0%
Neither Agree nor Disagree	13.3%	20.0%	0.0%	30.0%	0.0%	33.3%	44.4%	0.0%	0.0%
Agree	60.0%	60.0%	60.0%	40.0%	60.0%	33.3%	44.4%	0.0%	0.0%
Strongly Agree	13.3%	0.0%	40.0%	0.0%	40.0%	11.1%	0.0%	0.0%	0.0%
Total	100.0%	100.0%	100.0%	100.0%	100.0%	100.0%	100.0%	100.0%	0.0%

	Instructor10 = N 5	Instructor11 = N 7	Instructor12 = N 42	Instructor13 = N 33	Instructor1 4 = N 7	Instructor15 = N 8	Instructor16 = N 27	Instructor17 = N 7	Total = N 259
Strongly Disagree	0.0%	0.0%	0.0%	4.5%	16.7%	25.0%	5.6%	0.0%	7.4%
Disagree	0.0%	33.3%	10.0%	13.6%	33.3%	0.0%	11.1%	0.0%	9.5%
Neither Agree nor Disagree	75.0%	33.3%	30.0%	50.0%	16.7%	25.0%	44.4%	20.0%	30.2%
Agree	25.0%	33.3%	30.0%	27.3%	33.3%	25.0%	38.9%	80.0%	40.2%
Strongly Agree	0.0%	0.0%	30.0%	4.5%	0.0%	25.0%	0.0%	0.0%	12.7%
Total	100.0%	100.0%	100.0%	100.0%	100.0%	100.0%	100.0%	100.0%	100.0%

## Evaluation by Anticipated Grade

### *Skills*

This seminar helped me to successfully transition from high school to college. \* What is your anticipated grade for FRSM 1100?

	F = 1	D = 7	C = 23	B = 68	A = 191	Total = 290
Strongly Disagree	100.0%	28.6%	17.4%	13.2%	16.8%	16.6%
Disagree	0.0%	42.9%	17.4%	23.5%	19.9%	21.0%
Neither Agree nor Disagree	0.0%	14.3%	26.1%	22.1%	26.2%	24.8%
Agree	0.0%	14.3%	34.8%	29.4%	26.2%	27.2%
Strongly Agree	0.0%	0.0%	4.3%	11.8%	11.0%	10.3%
Total	100.0%	100.0%	100.0%	100.0%	100.0%	100.0%

This seminar gave me strategies to achieve academic success in college. \* What is your anticipated grade for FRSM 1100?

	F = 1	D = 7	C = 23	B = 68	A = 190	Total = 289
Strongly Disagree	100.0%	28.6%	17.4%	13.2%	12.6%	13.8%
Disagree	0.0%	42.9%	13.0%	19.1%	17.9%	18.3%
Neither Agree nor Disagree	0.0%	0.0%	26.1%	19.1%	14.7%	16.3%
Agree	0.0%	28.6%	39.1%	36.8%	41.6%	39.8%
Strongly Agree	0.0%	0.0%	4.3%	11.8%	13.2%	11.8%
Total	100.0%	100.0%	100.0%	100.0%	100.0%	100.0%

This seminar helped me to improve my writing skills. \* What is your anticipated grade for FRSM 1100?

	F = 1	D = 7	C = 23	B = 66	A = 190	Total = 287
Strongly Disagree	100.0%	57.1%	17.4%	19.7%	15.3%	17.8%
Disagree	0.0%	14.3%	17.4%	28.8%	27.9%	26.8%
Neither Agree nor Disagree	0.0%	0.0%	30.4%	19.7%	26.8%	24.7%
Agree	0.0%	28.6%	30.4%	22.7%	22.1%	23.0%
Strongly Agree	0.0%	0.0%	4.3%	9.1%	7.9%	7.7%
Total	100.0%	100.0%	100.0%	100.0%	100.0%	100.0%

This seminar helped me to improve my speaking skills. \* What is your anticipated grade for FRSM 1100?

	F = 1	D = 7	C = 23	B = 66	A = 191	Total = 288
Strongly Disagree	0.0%	42.9%	21.7%	19.7%	15.2%	17.4%
Disagree	100.0%	14.3%	17.4%	25.8%	27.2%	26.0%
Neither Agree nor Disagree	0.0%	28.6%	30.4%	18.2%	24.6%	23.6%
Agree	0.0%	14.3%	26.1%	27.3%	23.0%	24.0%
Strongly Agree	0.0%		4.3%	9.1%	9.9%	9.0%
Total	100.0%	100.0%	100.0%	100.0%	100.0%	100.0%

This seminar helped me to improve my skills with technological applications (e.g. email, Blackboard, blogging) used on campus. \* What is your anticipated grade for FRSM 1100?

	F = 1	D = 7	C = 23	B = 67	A = 189	Total = 287
Strongly Disagree	0.0%	28.6%	17.4%	9.0%	11.1%	11.5%
Disagree	100.0%	14.3%	8.7%	9.0%	13.8%	12.5%
Neither Agree nor Disagree	0.0%	14.3%	21.7%	20.9%	13.2%	15.7%
Agree	0.0%	42.9%	43.5%	34.3%	43.9%	41.5%
Strongly Agree	0.0%	0.0%	8.7%	26.9%	18.0%	18.8%
Total	100.0%	100.0%	100.0%	100.0%	100.0%	100.0%

This seminar helped me to understand how my identity as an individual is affected by the different communities or groups that I belong to. \* What is your anticipated grade for FRSM 1100?

	F = 1	D = 6	C = 23	B = 66	A = 190	Total = 287
Strongly Disagree	0.0%	33.3%	13.0%	13.2%	12.1%	12.8%
Disagree	100.0%	16.7%	17.4%	5.9%	15.3%	13.5%
Neither Agree nor Disagree	0.0%	0.0%	21.7%	19.1%	22.6%	21.2%
Agree	0.0%	50.0%	39.1%	38.2%	27.9%	31.6%
Strongly Agree	0.0%	0.0%	8.7%	23.5%	22.1%	20.8%
Total	100.0%	100.0%	100.0%	100.0%	100.0%	100.0%

*Values*

This seminar provided me with the opportunities to understand the meaning/value of themes such as justice, culture, democracy, and community. \* What is your anticipated grade for FRSM 1100?

	F = 1	D = 7	C = 23	B = 67	A = 189	Total = 287
Strongly Disagree	0.0%	42.9%	13.0%	9.0%	11.1%	11.5%
Disagree	100.0%	0.0%	0.0%	9.0%	9.0%	8.4%
Neither Agree nor Disagree	0.0%	14.3%	17.4%	16.4%	15.9%	16.0%
Agree	0.0%	42.9%	56.5%	46.3%	41.8%	43.9%
Strongly Agree	0.0%	0.0%	13.0%	19.4%	22.2%	20.2%
Total	100.0%	100.0%	100.0%	100.0%	100.0%	100.0%

This seminar gave me an understanding and appreciation of the history and mission of Xavier University of Louisiana. \* What is your anticipated grade for FRSM 1100?

	F = 1	D = 7	C = 22	B = 68	A = 188	Total = 286
Strongly Disagree	0.0%	28.6%	13.6%	7.4%	6.9%	8.0%
Disagree	100.0%	0.0%	4.5%	10.3%	9.0%	9.1%
Neither Agree nor Disagree	0.0%	14.3%	27.3%	14.7%	19.1%	18.5%
Agree	0.0%	57.1%	40.9%	42.6%	41.5%	42.0%
Strongly Agree	0.0%	0.0%	13.6%	25.0%	23.4%	22.4%
Total	100.0%	100.0%	100.0%	100.0%	100.0%	100.0%

This seminar helped me to understand the value of a well-rounded Xavier education. \* What is your anticipated grade for FRSM 1100?

	F = 1	D = 7	C = 23	B = 68	A = 189	Total = 288
Strongly Disagree	0.0%	28.6%	17.4%	8.8%	9.0%	10.1%
Disagree	100.0%	14.3%	4.3%	10.3%	11.1%	10.8%
Neither Agree nor Disagree	0.0%	14.3%	17.4%	19.1%	18.5%	18.4%
Agree	0.0%	28.6%	52.2%	38.2%	38.6%	39.2%
Strongly Agree	0.0%	14.3%	8.7%	23.5%	22.8%	21.5%
Total	100.0%	100.0%	100.0%	100.0%	100.0%	100.0%

If I received one credit hour for completing FRSM 1100, I would be more satisfied with the course. \* What is your anticipated grade for FRSM 1100?

	F = 1	D = 7	C = 23	B = 68	A = 189	Total = 288
Strongly Disagree	0.0%	14.3%	0.0%	2.9%	4.8%	4.2%
Disagree	0.0%	0.0%	0.0%	1.5%	2.6%	2.1%
Neither Agree nor Disagree	0.0%	0.0%	4.3%	10.3%	2.6%	4.5%
Agree	0.0%	14.3%	13.0%	20.6%	11.6%	13.9%
Strongly Agree	100.0%	71.4%	82.6%	64.7%	78.3%	75.3%
Total	100.0%	100.0%	100.0%	100.0%	100.0%	100.0%

*Strong Interest Inventory (SII)*

Did you take the Strong Interest Inventory (SII)? \* What is your anticipated grade for FRSM 1100?

	F = 1	D = 7	C = 23	B = 68	A = 191	Total = 290
No	100.0%	71.4%	34.8%	33.8%	20.9%	26.6%
Yes	0.0%	28.6%	65.2%	66.2%	79.1%	73.4%
Total	100.0%	100.0%	100.0%	100.0%	100.0%	100.0%

If yes, the results of the SII helped me to affirm my major and my career choice. \* What is your anticipated grade for FRSM 1100?

	D = 2	C = 15	B = 44	A = 150	Total = 211
Strongly Disagree	0.0%	0.0%	9.1%	8.7%	8.1%
Disagree	0.0%	26.7%	13.6%	14.7%	15.2%
Neither Agree nor Disagree	0.0%	13.3%	31.8%	31.3%	29.9%
Agree	100.0%	40.0%	22.7%	31.3%	30.8%
Strongly Agree	0.0%	20.0%	22.7%	14.0%	16.1%
Total	100.0%	100.0%	100.0%	100.0%	100.0%

If yes, the results of the SII helped me to understand how I relate to others. \* What is your anticipated grade for FRSM 1100?

	D = 2	C = 15	B = 45	A = 149	Total = 211
Strongly Disagree	0.0%	0.0%	8.9%	6.0%	6.2%
Disagree	0.0%	6.7%	4.4%	8.7%	7.6%
Neither Agree nor Disagree	0.0%	33.3%	40.0%	36.2%	36.5%
Agree	50.0%	46.7%	33.3%	38.9%	38.4%
Strongly Agree	50.0%	13.3%	13.3%	10.1%	11.4%
Total	100.0%	100.0%	100.0%	100.0%	100.0%

The results of the SII helped me to understand how I learn. \* What is your anticipated grade for FRSM 1100?

	D = 2	C = 15	B = 45	A = 150	Total = 212
Strongly Disagree	0.0%	6.7%	6.7%	7.3%	7.1%
Disagree	0.0%	26.7%	6.7%	9.3%	9.9%
Neither Agree nor Disagree	0.0%	20.0%	31.1%	31.3%	30.2%
Agree	50.0%	33.3%	40.0%	40.0%	39.6%
Strongly Agree	50.0%	13.3%	15.6%	12.0%	13.2%
Total	100.0%	100.0%	100.0%	100.0%	100.0%

## Evaluation by Strong Interest Inventory

### *Skills*

This seminar helped me to successfully transition from high school to college. \* Did you take the Strong Interest Inventory (SII)?

	No = 83	Yes = 219	Total = 302
Strongly Disagree	27.7%	13.2%	17.2%
Disagree	22.9%	20.1%	20.9%
Neither Agree nor Disagree	21.7%	26.0%	24.8%
Agree	19.3%	29.2%	26.5%
Strongly Agree	8.4%	11.4%	10.6%
Total	100.0%	100.0%	100.0%

This seminar gave me strategies to achieve academic success in college. \* Did you take the Strong Interest Inventory (SII)?

	No = 83	Yes = 218	Total = 301
Strongly Disagree	21.7%	11.9%	14.6%
Disagree	21.7%	17.0%	18.3%
Neither Agree nor Disagree	19.3%	15.1%	16.3%
Agree	30.1%	42.2%	38.9%
Strongly Agree	7.2%	13.8%	12.0%
Total	100.0%	100.0%	100.0%

This seminar helped me to improve my writing skills. \* Did you take the Strong Interest Inventory (SII)?

	No = 82	Yes = 217	Total = 199
Strongly Disagree	25.6%	15.2%	18.1%
Disagree	24.4%	27.2%	26.4%
Neither Agree nor Disagree	23.2%	25.8%	25.1%
Agree	20.7%	22.6%	22.1%
Strongly Agree	6.1%	9.2%	8.4%
Total	100.0%	100.0%	100.0%

This seminar helped me to improve my speaking skills. \* Did you take the Strong Interest Inventory (SII)?

	No = 82	Yes = 217	Total = 199
Strongly Disagree	25.6%	14.7%	17.7%
Disagree	28.0%	24.9%	25.8%
Neither Agree nor Disagree	24.4%	23.5%	23.7%
Agree	15.9%	26.7%	23.7%
Strongly Agree	6.1%	10.1%	9.0%
Total	100.0%	100.0%	100.0%

This seminar helped me to improve my skills with technological applications (e.g. email, Blackboard, blogging) used on campus. \* Did you take the Strong Interest Inventory (SII)?

	No = 82	Yes = 217	Total = 199
Strongly Disagree	19.5%	8.8%	11.7%
Disagree	13.4%	12.4%	12.7%
Neither Agree nor Disagree	19.5%	13.8%	15.4%
Agree	31.7%	45.6%	41.8%
Strongly Agree	15.9%	19.4%	18.4%
Total	100.0%	100.0%	100.0%

This seminar helped me to understand how my identity as an individual is affected by the different communities or groups that I belong to. \* Did you take the Strong Interest Inventory (SII)?

	No = 82	Yes = 218	Total = 300
Strongly Disagree	22.0%	10.6%	13.7%
Disagree	14.6%	13.8%	14.0%
Neither Agree nor Disagree	18.3%	21.6%	20.7%
Agree	25.6%	33.5%	31.3%
Strongly Agree	19.5%	20.6%	20.3%
Total	100.0%	100.0%	100.0%

*Values*

This seminar provided me with the opportunities to understand the meaning/value of themes such as justice, culture, democracy, and community. \* Did you take the Strong Interest Inventory (SII)?

	No = 82	Yes = 217	Total = 199
Strongly Disagree	17.1%	10.1%	12.0%
Disagree	8.5%	8.8%	8.7%
Neither Agree nor Disagree	14.6%	17.1%	16.4%
Agree	40.2%	43.8%	42.8%
Strongly Agree	19.5%	20.3%	20.1%
Total	100.0%	100.0%	100.0%

This seminar gave me an understanding and appreciation of the history and mission of Xavier University of Louisiana. \* Did you take the Strong Interest Inventory (SII)?

	No = 82	Yes = 216	Total = 198
Strongly Disagree	13.4%	6.5%	8.4%
Disagree	9.8%	8.8%	9.1%
Neither Agree nor Disagree	19.5%	19.4%	19.5%
Agree	39.0%	42.6%	41.6%
Strongly Agree	18.3%	22.7%	21.5%
Total	100.0%	100.0%	100.0%

This seminar helped me to understand the value of a well-rounded Xavier education. \* Did you take the Strong Interest Inventory (SII)?

	No = 82	Yes = 218	Total = 300
Strongly Disagree	13.4%	9.2%	10.3%
Disagree	14.6%	9.2%	10.7%
Neither Agree nor Disagree	23.2%	18.3%	19.7%
Agree	29.3%	41.7%	38.3%
Strongly Agree	19.5%	21.6%	21.0%
Total	100.0%	100.0%	100.0%

If I received one credit hour for completing FRSM 1100, I would be more satisfied with the course. \* Did you take the Strong Interest Inventory (SII)?

	No = 82	Yes = 218	Total = 300
Strongly Disagree	8.5%	3.2%	4.7%
Disagree	2.4%	2.8%	2.7%
Neither Agree nor Disagree	8.5%	3.7%	5.0%
Agree	13.4%	14.7%	14.3%
Strongly Agree	67.1%	75.7%	73.3%
Total	100.0%	100.0%	100.0%

*Strong Interest Inventory (SII)*

The results of the SII helped me to affirm my major and my career choice. \*  
 Did you take the Strong Interest Inventory (SII)?

	Yes = 217	Total = 217
Strongly Disagree	7.8%	7.8%
Disagree	14.7%	14.7%
Neither Agree nor Disagree	30.4%	30.4%
Agree	31.3%	31.3%
Strongly Agree	15.7%	15.7%
Total	100.0%	100.0%

The results of the SII helped me to understand how I relate to others. \* Did  
 you take the Strong Interest Inventory (SII)?

	Yes = 217	Total = 217
Strongly Disagree	6.0%	6.0%
Disagree	7.4%	7.4%
Neither Agree nor Disagree	37.3%	37.3%
Agree	38.2%	38.2%
Strongly Agree	11.1%	11.1%
Total	100.0%	100.0%

The results of the SII helped me to understand how I learn. \* Did you take the  
 Strong Interest Inventory (SII)?

	Yes = 218	Total = 218
Strongly Disagree	6.9%	6.9%
Disagree	9.6%	9.6%
Neither Agree nor Disagree	30.7%	30.7%
Agree	39.9%	39.9%
Strongly Agree	12.8%	12.8%
Total	100.0%	100.0%

# Appendix A

*Freshmen Seminar Evaluation Survey 1000*



## **FRSM 1000** **Freshmen Seminar Evaluation** **Fall 2008**



Next





## FRSM 1000

### Freshmen Seminar Evaluation

#### Fall 2008

	Strongly Agree	Agree	Neither Agree nor Disagree	Disagree	Strongly Disagree
This seminar helped me to successfully transition from high school to college.	<input type="radio"/>	<input type="radio"/>	<input type="radio"/>	<input type="radio"/>	<input type="radio"/>
This seminar gave me strategies to achieve academic success in college.	<input type="radio"/>	<input type="radio"/>	<input type="radio"/>	<input type="radio"/>	<input type="radio"/>
This seminar helped me to improve my writing skills.	<input type="radio"/>	<input type="radio"/>	<input type="radio"/>	<input type="radio"/>	<input type="radio"/>
This seminar helped me to improve my speaking skills.	<input type="radio"/>	<input type="radio"/>	<input type="radio"/>	<input type="radio"/>	<input type="radio"/>
This seminar helped me to improve my skills with technological applications (e.g. email, Blackboard, blogging) used on campus.	<input type="radio"/>	<input type="radio"/>	<input type="radio"/>	<input type="radio"/>	<input type="radio"/>
This seminar helped me to understand how my identity as an individual is affected by the different communities or groups that I belong to.	<input type="radio"/>	<input type="radio"/>	<input type="radio"/>	<input type="radio"/>	<input type="radio"/>

Next





**FRSM 1000**  
**Freshmen Seminar Evaluation**  
**Fall 2008**

	Strongly Agree	Agree	Neither Agree nor Disagree	Disagree	Strongly Disagree
This seminar provided me with the opportunities to understand the meaning/value of themes such as justice, culture, democracy, and community.	<input type="radio"/>	<input type="radio"/>	<input type="radio"/>	<input type="radio"/>	<input type="radio"/>
This seminar gave me an understanding and appreciation of the history and mission of Xavier University of Louisiana.	<input type="radio"/>	<input type="radio"/>	<input type="radio"/>	<input type="radio"/>	<input type="radio"/>
This seminar helped me to understand the value of a well-rounded Xavier education.	<input type="radio"/>	<input type="radio"/>	<input type="radio"/>	<input type="radio"/>	<input type="radio"/>

Next





## FRSM 1000

### Freshmen Seminar Evaluation

Fall 2008

	Strongly Agree	Agree	Neither Agree nor Disagree	Disagree	Strongly Disagree
The evening classes were an important part of the seminar.	<input type="radio"/>	<input type="radio"/>	<input type="radio"/>	<input type="radio"/>	<input type="radio"/>
The common seminar text, <i>Why New Orleans Matters</i> , was a good choice.	<input type="radio"/>	<input type="radio"/>	<input type="radio"/>	<input type="radio"/>	<input type="radio"/>
If I received one credit hour for completing FRSM 1000, I would be more satisfied with the course.	<input type="radio"/>	<input type="radio"/>	<input type="radio"/>	<input type="radio"/>	<input type="radio"/>

Next



inquisite



## FRSM 1000

### Freshmen Seminar Evaluation

#### Fall 2008

**NOTE: the questions on this page pertain only to the three Symposia held in the Administration Building Auditorium.**

What did you learn, or find useful, about the Freshman Seminar symposium on *University Policies and Procedures*?

What did you learn, or find useful, about the Freshman Seminar symposium on *Fiscal Responsibility*?

What did you learn, or find useful, about the Freshman Seminar symposium on *Skills and Behavior for Professional Success*?

What did you find unnecessary, or not useful, about any or all of the Freshman Seminar symposia?

Next



inquisi



**FRSM 1000**  
**Freshmen Seminar Evaluation**  
**Fall 2008**

The aspect of FRSM 1000 that I liked MOST was....

The aspect of FRSM 1000 that I liked LEAST was....

One change that I would like to recommend for FRSM 1000 is....

Next



inquisite



**FRSM 1000**  
**Freshmen Seminar Evaluation**  
**Fall 2008**

**Please select your instructor for FRSM 1000:**

**Please indicate your major:**

**What is your anticipated grade for FRSM 1000?**

**Please indicate your home city/town:**

 State: 

**Country of origin (if not USA):**

Next



inquisite



*Thank You*  
*for taking this survey!*



*Please hit the*  
**FINISH** *button*  
*at the bottom of this page.*

Finish



# Appendix B

*Freshmen Seminar Evaluation Survey 1100*



## **FRSM 1100** **Freshman Seminar Evaluation** **Spring 2009**



Next



inquisite



**FRSM 1100**  
**Freshman Seminar Evaluation**  
**Spring 2009**

	Strongly Agree	Agree	Neither Agree nor Disagree	Disagree	Strongly Disagree
This seminar helped me to successfully transition from high school to college.	<input type="radio"/>	<input type="radio"/>	<input type="radio"/>	<input type="radio"/>	<input type="radio"/>
This seminar gave me strategies to achieve academic success in college.	<input type="radio"/>	<input type="radio"/>	<input type="radio"/>	<input type="radio"/>	<input type="radio"/>
This seminar helped me to improve my writing skills.	<input type="radio"/>	<input type="radio"/>	<input type="radio"/>	<input type="radio"/>	<input type="radio"/>
This seminar helped me to improve my speaking skills.	<input type="radio"/>	<input type="radio"/>	<input type="radio"/>	<input type="radio"/>	<input type="radio"/>
This seminar helped me to improve my skills with technological applications (e.g. email, Blackboard, blogging) used on campus.	<input type="radio"/>	<input type="radio"/>	<input type="radio"/>	<input type="radio"/>	<input type="radio"/>
This seminar helped me to understand how my identity as an individual is affected by the different communities or groups that I belong to.	<input type="radio"/>	<input type="radio"/>	<input type="radio"/>	<input type="radio"/>	<input type="radio"/>

**Next**

■ ■ □ □ □ □ □ □ □ □

inquis

Next >



## FRSM 1100

### Freshman Seminar Evaluation Spring 2009

	Strongly Agree	Agree	Neither Agree nor Disagree	Disagree	Strongly Disagree
This seminar provided me with the opportunities to understand the meaning/value of themes such as justice, culture, democracy, and community.	<input type="radio"/>	<input type="radio"/>	<input type="radio"/>	<input type="radio"/>	<input type="radio"/>
This seminar gave me an understanding and appreciation of the history and mission of Xavier University of Louisiana.	<input type="radio"/>	<input type="radio"/>	<input type="radio"/>	<input type="radio"/>	<input type="radio"/>
This seminar helped me to understand the value of a well-rounded Xavier education.	<input type="radio"/>	<input type="radio"/>	<input type="radio"/>	<input type="radio"/>	<input type="radio"/>
If I received one credit hour for completing FRSM 1100, I would be more satisfied with the course.	<input type="radio"/>	<input type="radio"/>	<input type="radio"/>	<input type="radio"/>	<input type="radio"/>

Next



inquis

Next >



## FRSM 1100

### Freshman Seminar Evaluation Spring 2009

NOTE: the questions on this page pertain only to the Symposia held in the Administration Building Auditorium / Pharmacy Auditorium.

What did you learn, or find useful, about the Freshman Seminar symposium on the *Library*?

What did you learn, or find useful, about the Freshman Seminar symposium on *Study Abroad*?

What did you learn, or find useful, about the *Campus Road Trip*?

What did you find unnecessary, or not useful, about any or all of the Freshman Seminar symposia? Why?

Next



inquis



**FRSM 1100**  
**Freshman Seminar Evaluation**  
**Spring 2009**

*Table appears only if **YES** is selected*

Did you take the *Strong Interest Inventory (SII)*?

Yes  No

	Strongly Agree	Agree	Neither Agree nor Disagree	Disagree	Strongly Disagree
The results of the SII helped me to affirm my major and my career choice.	<input type="radio"/>	<input type="radio"/>	<input type="radio"/>	<input type="radio"/>	<input type="radio"/>
The results of the SII helped me to understand how I relate to others.	<input type="radio"/>	<input type="radio"/>	<input type="radio"/>	<input type="radio"/>	<input type="radio"/>
The results of the SII helped me to understand how I learn.	<input type="radio"/>	<input type="radio"/>	<input type="radio"/>	<input type="radio"/>	<input type="radio"/>

Next





## FRSM 1100

Freshman Seminar Evaluation  
Spring 2009

The aspect of FRSM 1100 that I liked MOST was....

The aspect of FRSM 1100 that I liked LEAST was....

One change that I would like to recommend for FRSM 1100 is....

Next



inquis



## FRSM 1100

Freshman Seminar Evaluation  
Spring 2009

Please select your instructor for FRSM 1100:

Please indicate your major:

What is your anticipated grade for FRSM 1100?

Please indicate your home city/town:

 State: 

Country of origin (if not USA):

Next



inquis



*Thank You*  
*for taking this survey!*



*Please hit the*  
**FINISH** *button*  
*at the bottom of this page.*

Finish



inquis

Finish