

Section 8

Tuition Rates and Cost of Attendance

This Section Contains:

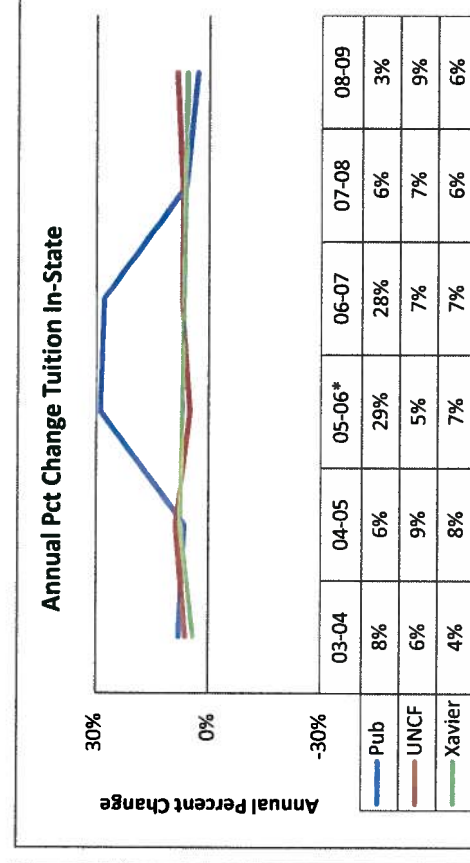

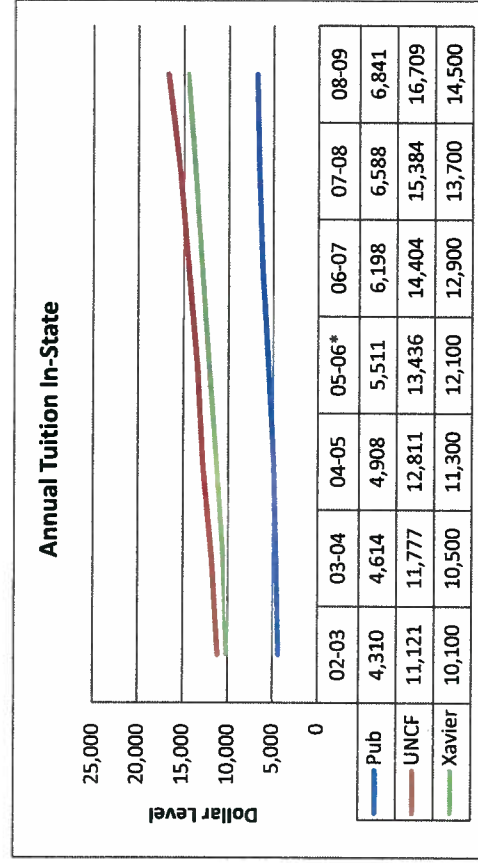
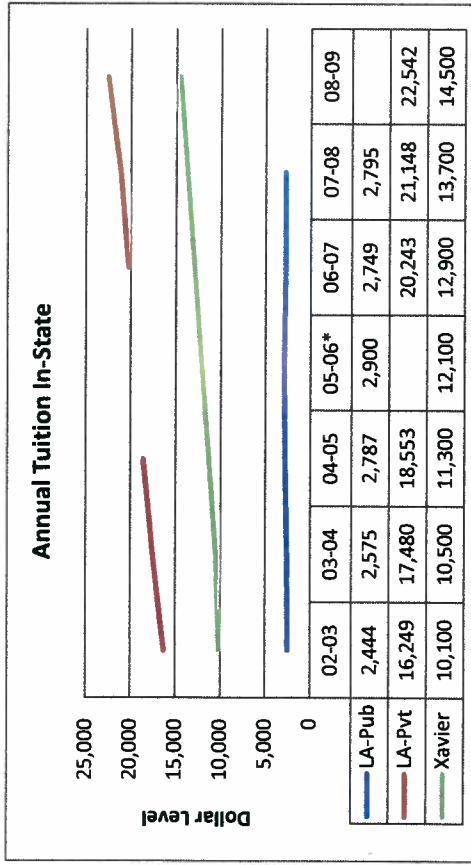
- Table - Annual Tuition (In-State)
- Graph – Annual Tuition (In-State)
- Table – CPI Adjusted Annual Tuition (In-State)
- Graph – CPI Adjusted Annual Tuition (In-State)
- Tables – Tuition Discount Rate (Private Schools) and Effective Tuition After Discount
- Table and Graph – CPI Adjusted Effective Tuition (After Discount)
- Table – Calculated Institutional Discount Rates
- Table – Total Annual Cost of Attendance
- Graphic – Total Annual Cost of Attendance

Xavier Competitor Profile - 2009-10

Annual Tuition (In-State)

	Institution	Academic Year										Annual Percent Change			
		02-03	03-04	04-05	05-06*	06-07	07-08	08-09	03-04	04-05	05-06*	06-07	07-08	08-09	
LA-Pub	Delgado Community College	1,404	1,442	1,482	1,550	1,550	1,550	1,550	3%	3%	5%	0%	0%	0%	
LA-Pub	Louisiana State University and Agricultural & Mechanical College	2,635	2,739	2,855	2,981	2,981	2,981	3,215	4%	4%	4%	0%	0%	8%	
LA-Pub	Southern University - AM	2,702	3,066	3,440	3,592	3,602	3,906		13%	12%	4%	0%	8%		
LA-Pub	Southeastern Louisiana University	2,618	2,951	3,191	3,341	2,216	2,216	2,376	13%	8%	5%	-34%	0%	7%	
LA-Pub	University of Louisiana at Lafayette	2,386	2,700	3,228	3,324	3,382	3,402	3,574	13%	20%	3%	2%	1%	5%	
LA-Pub	University of Louisiana at Monroe	1,964	2,040	2,128	2,220	2,220	2,220	2,400	4%	4%	4%	0%	0%	8%	
LA-Pub	University of New Orleans	3,402	3,084	3,184	3,292	3,292	3,292	3,488	-9%	3%	3%	0%	0%	6%	
LA-Pvt	Dillard University	10,094	10,600	11,200		11,760	11,760	13,000	5%	6%				11%	
LA-Pvt	Loyola University New Orleans	18,700	21,320	22,812		24,410	25,632	27,168	14%	7%				6%	
LA-Pvt	Tulane University	26,100	27,500	28,900	30,350	31,900	33,500	35,500	5%	5%	5%	5%	5%	6%	
LA-Pvt	Xavier University of Louisiana	10,100	10,500	11,300	12,100	12,900	13,700	14,500	4%	8%	7%	7%	6%	6%	
Pub	Alabama A & M University	2,520	2,832	3,120	3,120	3,120	3,432	3,432	12%	10%	0%	0%	10%	0%	
Pub	Florida Agricultural and Mechanical University	1,754	1,902	2,045	2,148	2,211	2,211	2,461	8%	8%	5%	3%	0%	11%	
Pub	Hampton University	10,990	11,540	12,116	12,722	13,358	14,026	14,728	5%	5%	5%	5%	5%	5%	
Pub	Howard University	9,515	10,130	10,840	11,490	12,180	13,215	14,205	6%	7%	6%	6%	8%	7%	
Pub	Prairie View A & M University	1,320	1,380	1,440	1,500	3,765	4,350	4,590	5%	4%	4%	151%	16%	6%	
Pub	Tennessee State University	2,748	3,132	3,352	3,678	4,408	4,058	4,302	14%	7%	10%	20%	-8%	6%	
Pub	University of Houston	1,320	1,380	1,440	3,920	4,343	4,826	4,171	5%	4%	172%	11%	11%	-14%	
UNCF	Clark Atlanta University	12,312	12,312	12,936	13,972	14,810	15,550	16,328	0%	5%	8%	6%	5%	5%	
UNCF	Morehouse College	10,929	11,786	14,318	14,556	15,936	16,625	18,500	8%	21%	2%	9%	4%	11%	
UNCF	Spelman College	10,660	11,950	12,700	13,525	14,470	15,840	17,266	12%	6%	6%	7%	9%	9%	
UNCF	Tuskegee University	10,584	11,060	11,290	11,690	12,400	13,520	14,740	4%	2%	4%	6%	9%	9%	
	Ave LA-Pub	2,444	2,575	2,787	2,900	2,749	2,795		6%	8%	4%	-5%	1%		
	Ave LA-Pvt	16,249	17,480	18,553		20,243	21,148	22,542	7%	6%			4%	7%	
	Ave Pub	4,310	4,614	4,908	5,511	6,198	6,588	6,841	8%	6%	29%	28%	6%	3%	
	Ave UNCF	11,121	11,777	12,811	13,436	14,404	15,384	16,709	6%	9%	5%	7%	7%	9%	

Xavier Competitor Profile - 2009-10

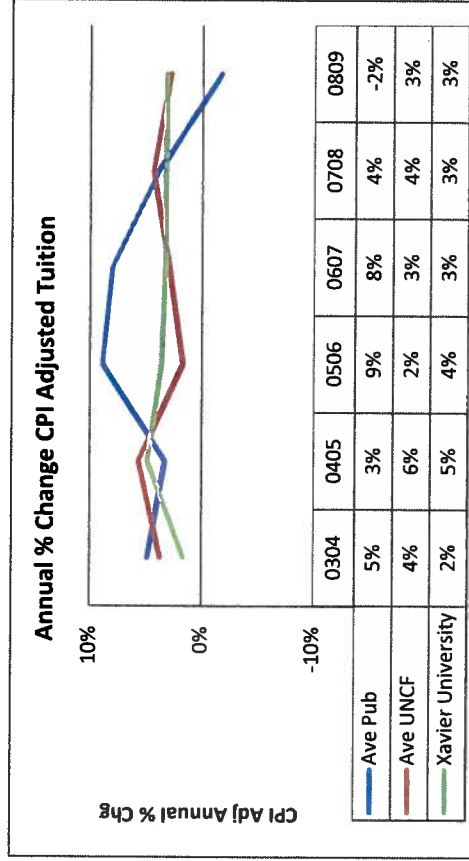
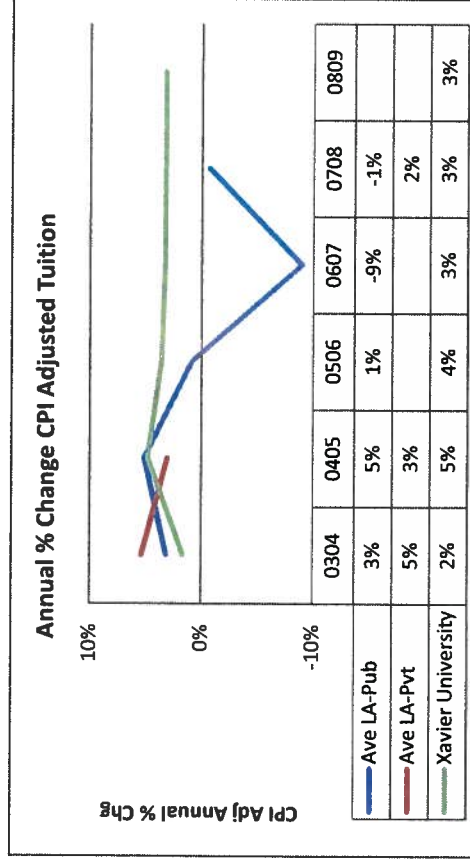
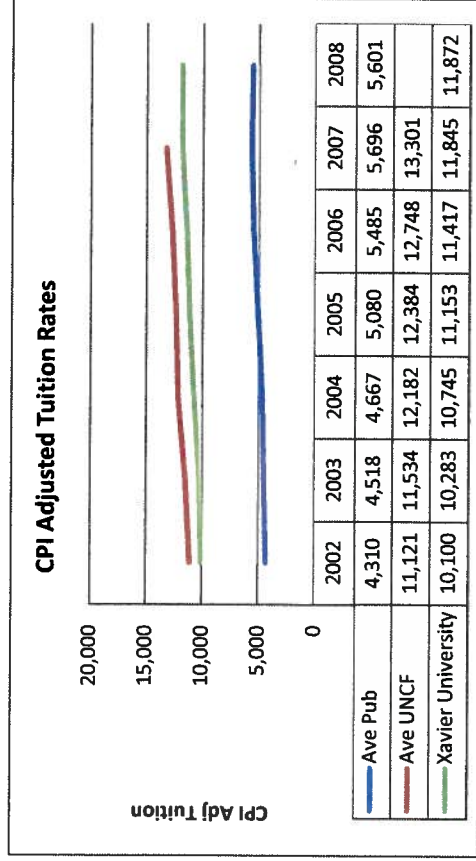
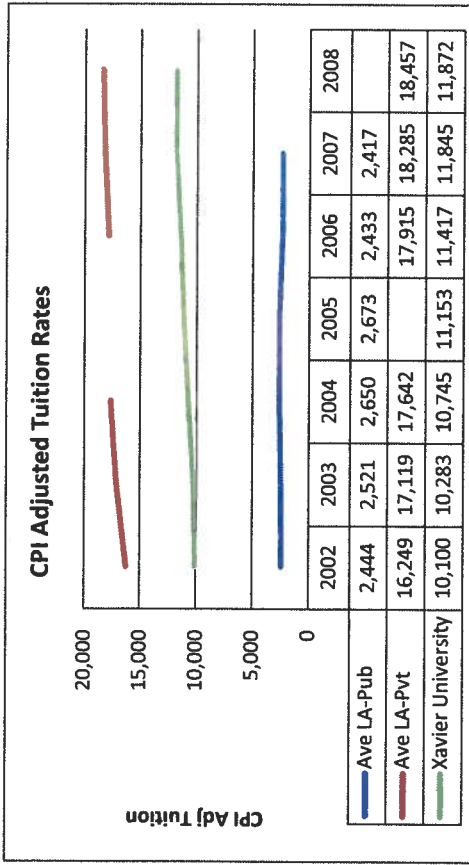


Xavier 2009-10 Competitor Profile

Consumer Price Index Adjusted Tuition

Sector	Institution	Academic Year												
		02-03	03-04	04-05	05-06*	06-07	07-08	08-09	03-04	04-05	05-06*	06-07	07-08	08-09
LA-Pub	Delgado Community College	1,404	1,412	1,409	1,429	1,372	1,340	1,269	0%	0%	1%	-3%	-3%	-3%
LA-Pub	Louisiana State University AM	2,635	2,682	2,715	2,748	2,638	2,577	2,632	2%	2%	1%	-3%	-3%	-3%
LA-Pub	Southern University - AM	2,702	3,003	3,271	3,311	3,188	3,377		2%	2%	1%	-3%	-3%	
LA-Pub	Southeastern Louisiana University	2,618	2,890	3,034	3,079	1,961	1,916	1,945	10%	5%	1%	-36%	-3%	-3%
LA-Pub	University of Louisiana at Lafayette	2,386	2,644	3,069	3,064	2,993	2,941	2,926	11%	16%	0%	-1%	-2%	-2%
LA-Pub	University of Louisiana at Monroe	1,964	1,998	2,024	2,046	1,965	1,919	1,965	2%	2%	1%	-3%	-3%	-3%
LA-Pub	University of New Orleans	3,402	3,020	3,028	3,034	2,913	2,846	2,856	-11%	1%	0%	-3%	-3%	-3%
LA-Pvt	Dillard University	10,094	10,381	10,650		10,408	10,168	10,644	3%	3%			-3%	-3%
LA-Pvt	Loyola University New Orleans	18,700	20,879	21,692		21,603	22,162	22,244	11%	4%			2%	2%
LA-Pvt	Tulane University	26,100	26,932	27,481	27,974	28,232	28,965	29,066	3%	2%	2%	2%	2%	2%
LA-Pvt	Xavier University	10,100	10,283	10,745	11,153	11,417	11,845	11,872	2%	5%	4%	3%	3%	3%
Pub	Alabama A & M University	2,520	2,773	2,967	2,876	2,761	2,967	2,810	10%	7%	-3%	-3%	7%	7%
Pub	Florida AM University	1,754	1,863	1,945	1,980	1,957	1,912	2,015	6%	5%	2%	0%	-3%	-3%
Pub	Hampton University	10,990	11,302	11,521	11,726	11,822	12,127	12,059	3%	2%	2%	2%	2%	2%
Pub	Howard University	9,515	9,921	10,308	10,590	10,779	11,426	11,631	4%	4%	3%	3%	5%	5%
Pub	Prairie View A & M University	1,320	1,351	1,369	1,383	3,332	3,761	3,758	2%	2%	1%	143%	12%	12%
Pub	Tennessee State University	2,748	3,067	3,187	3,390	3,901	3,509	3,522	11%	4%	6%	16%	-10%	-10%
Pub	University of Houston	1,320	1,351	1,369	3,613	3,844	4,173	3,415	2%	2%	163%	7%	8%	8%
UNCF	Clark Atlanta University	12,312	12,058	12,301	12,878	13,107	13,445	13,389	-2%	2%	4%	3%	2%	2%
UNCF	Morehouse College	10,929	11,542	13,615	13,416	14,104	14,374	15,147	5%	18%	-2%	6%	1%	1%
UNCF	Spelman College	10,660	11,703	12,076	12,466	12,806	13,696	14,137	10%	4%	3%	4%	6%	6%
UNCF	Tuskegee University	10,584	10,831	10,736	10,775	10,974	11,690	12,069	2%	-1%	0%	3%	6%	6%
	Ave LA-Pub	2,444	2,521	2,650	2,673	2,433	2,417		3%	5%	1%	-9%	-1%	
	Ave LA-Pvt	16,249	17,119	17,642		17,915	18,285	18,457	5%	3%			2%	
	Ave Pub	4,310	4,518	4,667	5,080	5,485	5,696	5,601	5%	3%	9%	8%	4%	-2%
	Ave UNCF	11,121	11,534	12,182	12,384	12,748	13,301	13,680	4%	6%	2%	3%	4%	3%

Xavier 2009-10 Competitor Profile



Xavier Competitor Profile - 2009-10

Tuition Discount Rate - Private Schools

	Institution	Academic Year							
		02-03	03-04	04-05	05-06*	06-07	07-08	08-09	
LA-Pvt	Dillard University	25%	31%	35%		27%	23%		
LA-Pvt	Loyola University New Orleans	50%	50%	49%		50%	60%		
LA-Pvt	Tulane University	41%	41%	46%		49%	47%		
LA-Pvt	Xavier University of Louisiana	17%	18%	17%	32%	27%	28%		
UNCF	Clark Atlanta University	15%	9%	2%	15%	8%	16%		
UNCF	Morehouse College	22%	48%	48%	38%	35%	19%		
UNCF	Spelman College	5%	1%	2%		22%	12%		
UNCF	Tuskegee University	6%	6%	8%	6%	5%	5%		
	Ave LA-Pvt	33%	35%	37%		38%	40%		
	Ave UNCF	12%	16%	15%		18%	13%		

Effective Tuition (After Discount)

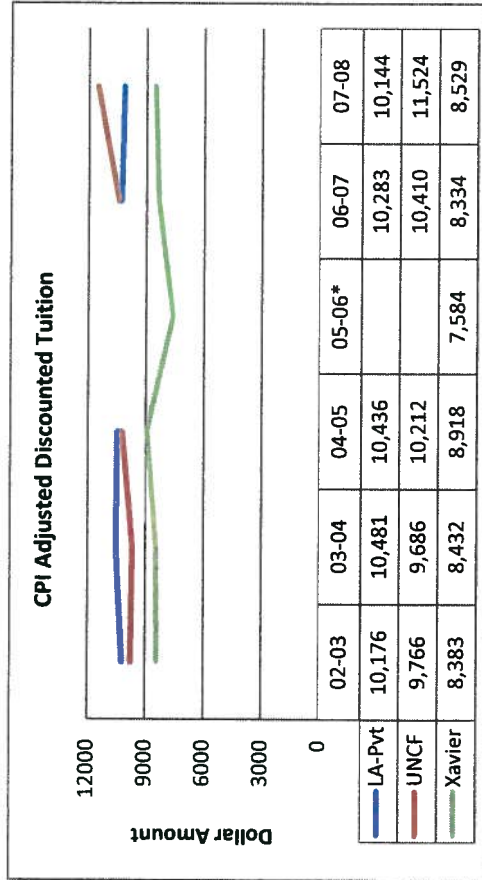
	Institution	Academic Year							
		02-03	03-04	04-05	05-06*	06-07	07-08	08-09	
LA-Pvt	Dillard University	7,571	7,314	7,280		8,585	9,055		
LA-Pvt	Loyola University New Orleans	9,350	10,660	11,634		12,205	10,253		
LA-Pvt	Tulane University	15,399	16,225	15,606		16,269	17,755		
LA-Pvt	Xavier University of Louisiana	8,383	8,610	9,379	8,228	9,417	9,864		
UNCF	Clark Atlanta University	10,465	11,204	12,677	11,876	13,625	13,062		
UNCF	Morehouse College	8,525	6,129	7,445	9,025	10,358	13,466		
UNCF	Spelman College	10,127	11,831	12,446		11,287	13,939		
UNCF	Tuskegee University	9,949	10,396	10,387	10,989	11,780	12,844		
	LA-Pvt	10,176	10,702	10,975		11,619	11,732		
	UNCF	9,766	9,890	10,739		11,763	13,328		

These institutional discount rates must be viewed with skepticism; a critical variable is institutional aid which may be not be consistently counted among all institutions; the Xavier post-Katrina rates seem high, expect <20%

Xavier Competitor Profile - 2009-10

Consumer Price Index Adjusted Effective Tuition (After Discount)

		Academic Year							
Institution		02-03	03-04	04-05	05-06*	06-07	07-08	08-09	
LA-Pvt	Dillard University	7,571	7,163	6,923		7,598	7,829		
LA-Pvt	Loyola University New Orleans	9,350	10,440	11,063		10,802	8,865		
LA-Pvt	Tulane University	15,399	15,890	14,840		14,398	15,351		
LA-Pvt	Xavier	8,383	8,432	8,918	7,584	8,334	8,529		
UNCF	Clark Atlanta University	10,465	10,972	12,055	10,946	12,058	11,294		
UNCF	Morehouse College	8,525	6,002	7,080	8,318	9,167	11,643		
UNCF	Spelman College	10,127	11,586	11,835		9,989	12,052		
UNCF	Tuskegee University	9,949	10,182	9,877	10,128	10,425	11,105		
	LA-Pvt	10,176	10,481	10,436		10,283	10,144		
	UNCF	9,766	9,686	10,212		10,410	11,524		



The calculation of CPI adjusted discounted tuition must be viewed skeptically
 It is not clear that all institutions use a similar methodology in reporting
 Institutional aid

Xavier Competitor Profile - 2009-10

Calculated Institutional Discount Rates

	Dillard	Loyola	Tulane	Xavier	Clark-Atlanta	Morehouse	Spelman	Tuskegee
05-06								
Tuition			30,350	12,100	13,972	14,556	13,525	11,690
Ave Inst Aid	3,384		5,875	49%	7,119	10,234	3,500	3,269
% Inst Aid				66%	51%	70%	26%	28%
% Rec Aid	60%		32%		29%	54%		20%
Discount					15%	38%		6%
"06-07								
Tuition	11,760	24,410	31,900	12,900	14,810	15,936	14,470	12,400
Ave Inst Aid	7,154	13,385	22,403	6,314	11,083	10,234	6,480	3,260
% Inst Aid	61%	55%	70%	49%	75%	64%	45%	26%
% Rec Aid	44%	92%	70%	55%	11%	54%	49%	19%
Discount	27%	50%	49%	27%	8%	35%	22%	5%
07-08								
Tuition	11,760	25,632	33,900	13,700	15,550	16,625	15,840	13,520
Ave Inst Aid	3,584	16,180	22,540	6,982	10,638	10,000	5,333	3,269
% Inst Aid	30%	63%	66%	51%	68%	60%	34%	24%
% Rec Aid	75%	95%	70%	55%	24%	32%	35%	20%
Discount	23%	60%	47%	28%	16%	19%	12%	5%

Discount is the product of % institutional aid * % receiving aid

