

Section 7

ACT and SAT Scores

This Section Contains:

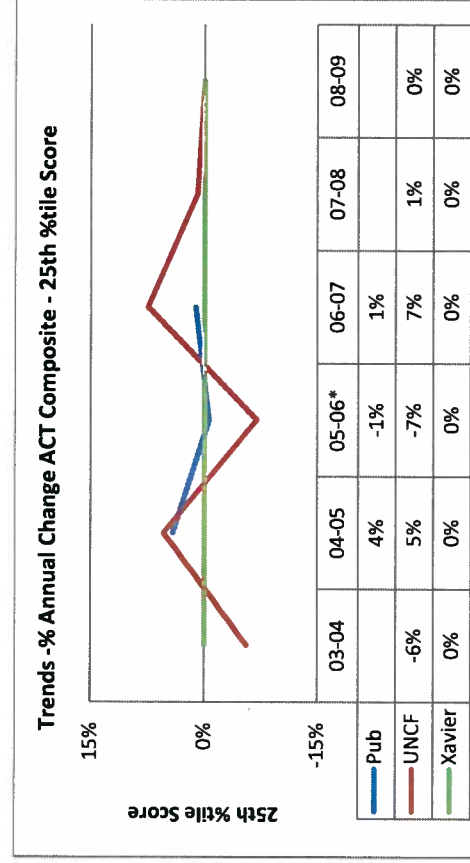

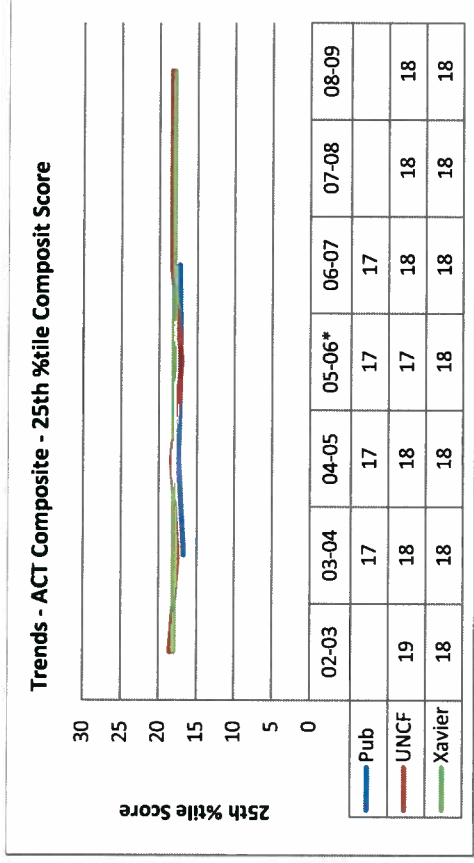
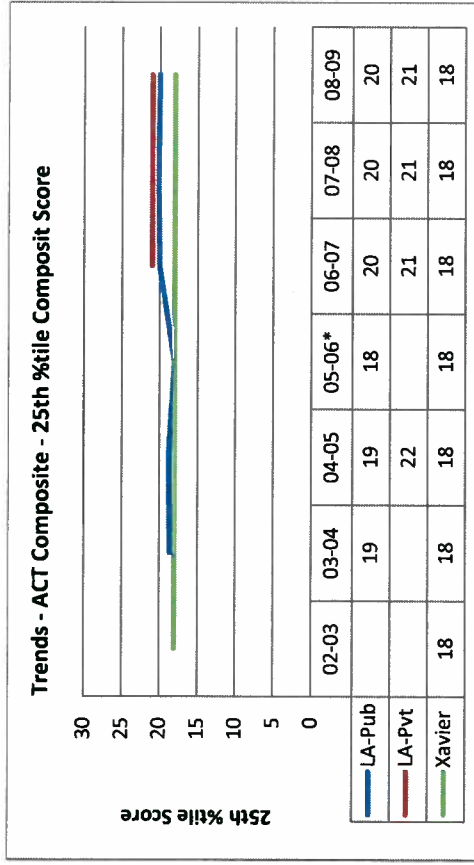
- Table - ACT Composite Scores, 25th Percentile
- Graph – ACT Composite Scores 25th Percentile
- Table – ACT Composite Scores 75th Percentile
- Graph – ACT Composite Scores 75th Percentile
- Table – SAT Math Scores, 25th Percentile
- Graph – SAT Math Scores, 25th Percentile
- Table – SAT Math Scores, 75th Percentile
- Graph – SAT Math Scores, 75th Percentile
- Table – SAT Critical Reading Scores, 25th Percentile
- Graph – SAT Critical Reading Scores, 25th Percentile
- Table – SAT Critical Reading Scores, 75th Percentile
- Graph – SAT Critical Reading Scores, 75th Percentile

Xavier Competitor Profile - 2009-10

New Freshmen ACT Composite Scores - 25th Percentile

XU Sector	Institution	Academic Year										Annual Percent Change						
		02-03	03-04	04-05	05-06*	06-07	07-08	08-09	03-04	04-05	05-06*	06-07	07-08	08-09				
LA-Pub	Delgado Community College	22	22	22	22	23	23	23	23	23	23	23	0%	0%	0%	5%	0%	0%
LA-Pub	Louisiana State University and Agricultural & Mechanical College	17	18	18	18	19	19	19	19	19	19	19	6%	0%	0%	6%	0%	0%
LA-Pub	Southeastern Louisiana University	18	18	18	14	19	20	20	20	20	20	20	0%	0%	-22%	36%	5%	0%
LA-Pub	University of Louisiana at Lafayette	17	18	18	18	19	19	19	19	19	19	19	6%	0%	0%	6%	0%	0%
LA-Pub	University of Louisiana at Monroe	18	18	18	18	20	20	20	20	20	20	20	0%	0%	0%	11%	0%	-5%
LA-Pub	University of New Orleans	17	19	19	16	16	16	16	16	16	15	15	9%	-4%			0%	-6%
LA-Pvt	Dillard University	23	25	24	23	23	23	23	23	23	23	23	9%	-4%			0%	0%
LA-Pvt	Loyola University New Orleans	28	28	29	27	27	28	28	28	28	28	28	4%	-7%			0%	4%
LA-Pvt	Tulane University	18	18	18	18	18	18	18	18	18	18	18	0%	0%	0%	0%	0%	0%
LA-Pvt	Xavier University of Louisiana	16	16	16	16	16	16	16	16	16	16	16	0%	0%	0%	0%	0%	0%
Pub	Alabama A & M University	18	19	19	15	17	17	17	17	17	17	17	6%	0%	-21%	13%	0%	0%
Pub	Florida Agricultural and Mechanical University	20	17	20	19	17	17	17	17	17	17	17	-15%	18%	-5%	-11%	0%	0%
Pub	Hampton University	20	17	18	18	20	20	20	20	20	19	19	-15%	6%	0%	11%	0%	-5%
Pub	Howard University	15	14	14	17	16	17	15	15	15	15	15	-7%	0%	21%	-6%	6%	-12%
Pub	Prairie View A & M University	16	16	16	16	16	16	16	16	16	16	16	0%	0%	0%	0%	0%	0%
Pub	Tennessee State University	18	18	19	19	19	19	19	19	19	19	19	0%	6%	0%	0%	0%	0%
Pub	University of Houston	17	14	17	14	15	17	18	18	18	18	18	-18%	21%	-18%	7%	13%	6%
UNCF	Clark Atlanta University	20	19	19	17	20	19	18	18	18	18	18	-5%	0%	-11%	18%	-5%	-5%
UNCF	Morehouse College	20	20	20	20	21	20	21	20	21	21	21	0%	0%	0%	5%	-5%	5%
UNCF	Spelman College	17	17	17	17	17	17	17	17	17	17	17	0%	0%	0%	0%	0%	-6%
UNCF	Tuskegee University	19	18	18	17	18	18	18	18	18	18	18	-6%	5%	-7%	7%	1%	0%
Ave LA-Pub		19	19	19	18	20	20	20	20	20	20	20	1%	-4%	12%	1%	1%	-1%
Ave LA-Pvt		22	22	22	21	21	21	21	21	21	21	21	4%	-1%	1%	0%	0%	-1%
Ave Pub		17	17	17	17	17	17	17	17	17	17	17	4%	-1%	1%	1%	1%	0%
Ave UNCF		19	18	18	17	18	18	18	18	18	18	18	-6%	5%	-7%	7%	1%	0%

Xavier Competitor Profile - 2009-10



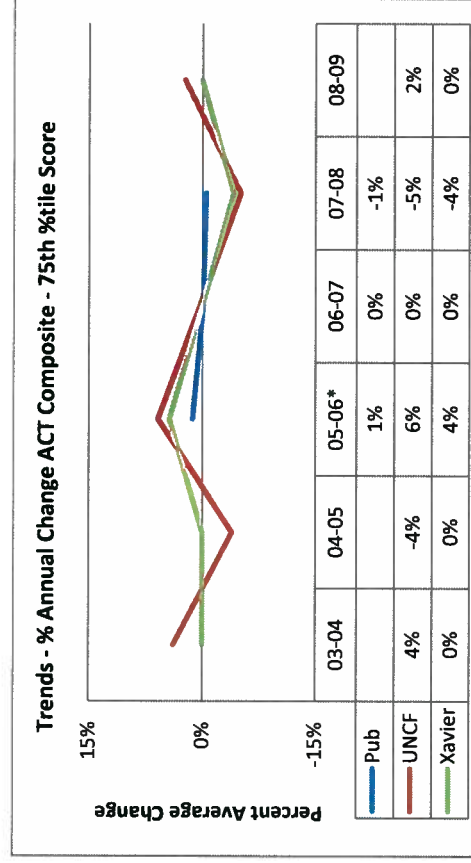
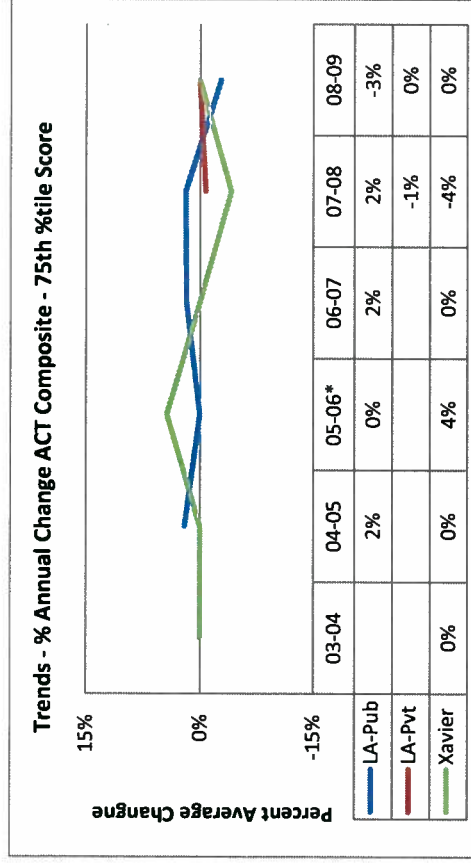
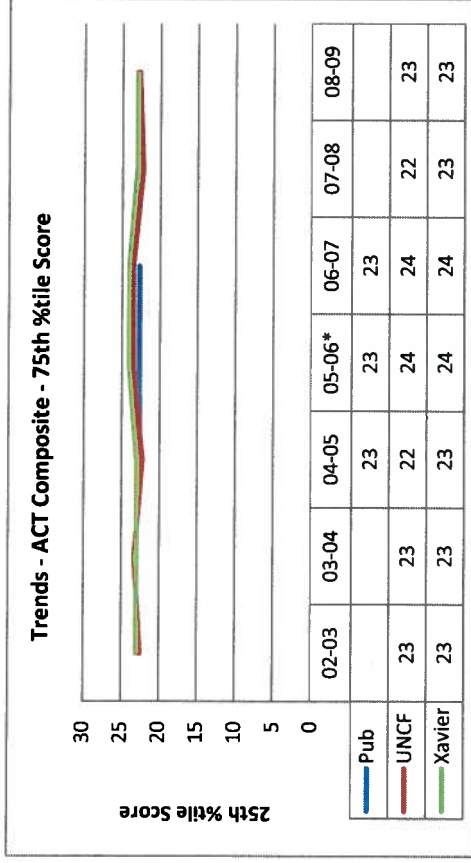
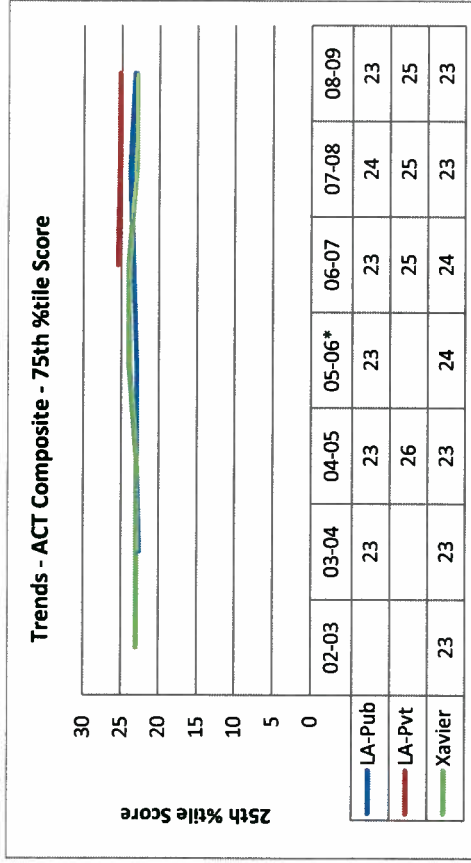
New Enrolled Freshmen

Xavier Competitor Profile - 2009-10

New Freshmen ACT Composite Scores-75th Percentile


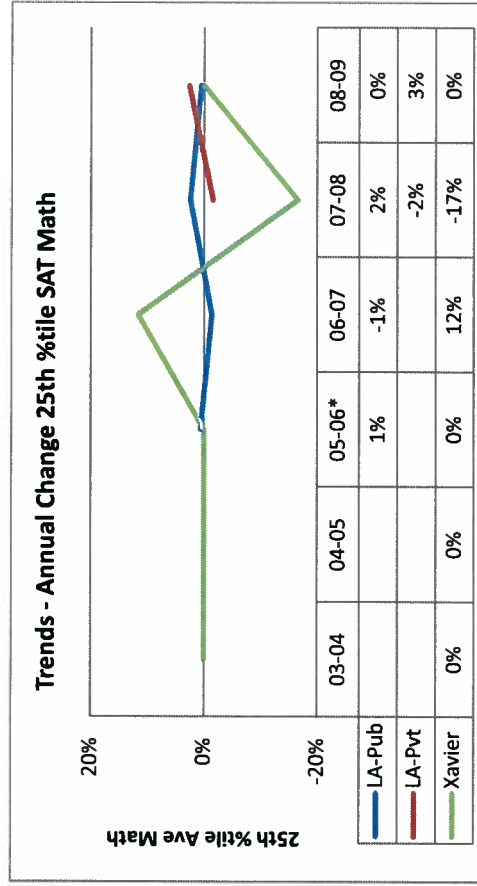

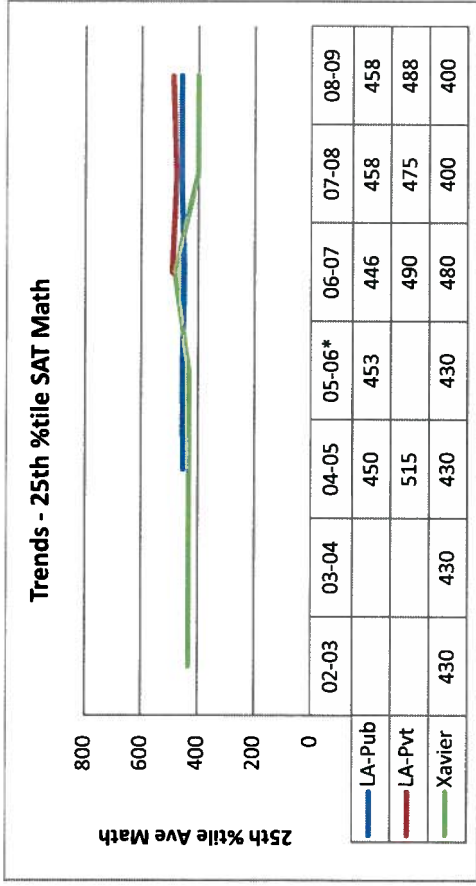
XU Sector	Institution	Academic Year										Annual Percent Change							
		02-03	03-04	04-05	05-06*	06-07	07-08	08-09	03-04	04-05	05-06*	06-07	07-08	08-09					
LA-Pub	Delgado Community College	26	27	27	27	27	28	28					4%	0%	0%	4%	0%		
LA-Pub	Louisiana State University and Agricultural & Mechanical College	18	18	19	19	19	20	18					0%	6%	0%	0%	5%	-10%	
LA-Pub	Southern University - AM	22	22	22	22	23	23	23					0%	0%	0%	5%	0%	0%	
LA-Pub	Southeastern Louisiana University	23	23	24	24	25	24	24					0%	4%	0%	4%	-4%	0%	
LA-Pub	University of Louisiana at Lafayette		23	23	23	23	24	23						0%	0%	0%	4%	-4%	
LA-Pub	University of Louisiana at Monroe	23	23	23	24	24	24	24					0%	0%	4%	0%	0%	0%	
LA-Pub	University of New Orleans	21		22		20	20	20									0%	0%	
LA-Pvt	Dillard University	29	28	29		28	28	28					-3%	4%			0%	0%	
LA-Pvt	Loyola University New Orleans			32	33	31	31	31							3%	-6%	0%	0%	
LA-Pvt	Tulane University	23	23	23	24	24	23	23					0%	0%	4%	0%	-4%	0%	
LA-Pvt	Xavier University of Louisiana		19	19	20	20	19	20					0%	5%	0%	0%	-5%	5%	
Pub	Alabama A & M University	22	22	21	21								0%	0%	-5%	0%			
Pub	Florida Agricultural and Mechanical University	24		27	25	26	26	26							-7%	4%	0%	0%	
Pub	Hampton University	29	28	29	29	28	29	28					-3%	4%	0%	0%	-3%	4%	
Pub	Howard University	19	18	18	20	19	20	19					-5%	0%	11%	-5%	5%	-5%	
Pub	Prairie View A & M University	21	21	20	20	20	20	20					0%	-5%	0%	0%	0%	0%	
Pub	Tennessee State University	23	24	23	24	24	24	24							4%	0%	0%	0%	
Pub	University of Houston	21	25	21	25	24	20	20					19%	-16%	19%	-4%	-17%	0%	
UNCF	Clark Atlanta University	24	24	24	25	24	24	24					0%	0%	4%	-4%	0%	0%	
UNCF	Morehouse College	25	24	24	24	25	24	25					-4%	0%	0%	4%	-4%	4%	
UNCF	Spelman College	20	20	20	20	21	21	21					0%	0%	0%	5%	0%	5%	
UNCF	Tuskegee University		23	23	23	23	24	22	23	23	23	23	4%	-4%	6%	0%	-5%	2%	
	Ave LA-Pub		23	23	23	23	24	24	23	23	23	23	2%	0%	2%	2%	2%	-3%	
	Ave LA-Pvt			26		25	25	25	25	25	25	25						-1%	0%
	Ave Pub			23	23	23	23	23	23	23	23	23	1%	0%	1%	0%	0%	-1%	0%
	Ave UNCF		23	23	22	24	24	22	23	23	23	23	4%	-4%	6%	0%	-5%	2%	

Xavier Competitor Profile - 2009-10



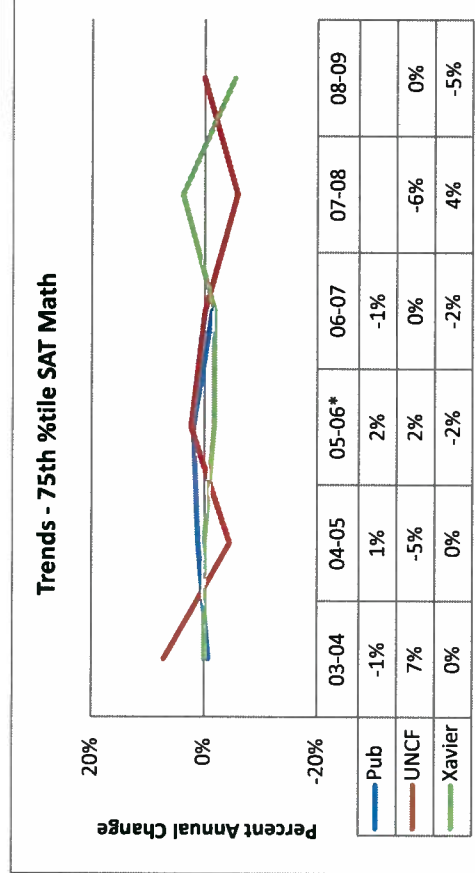
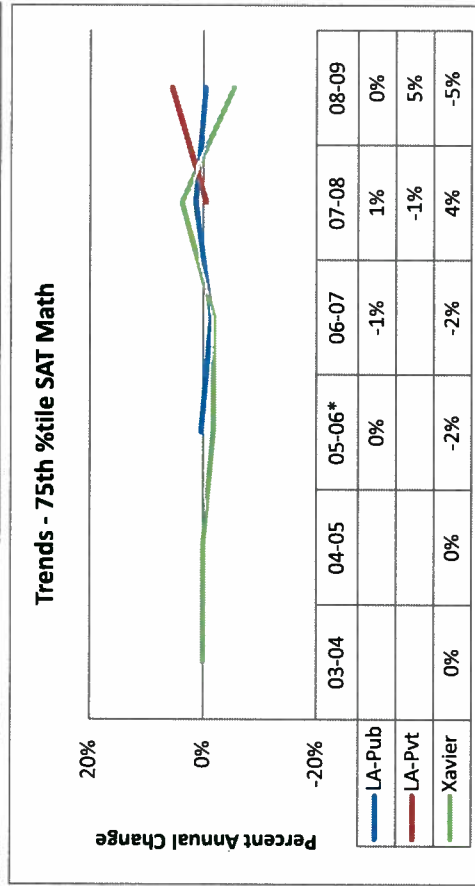

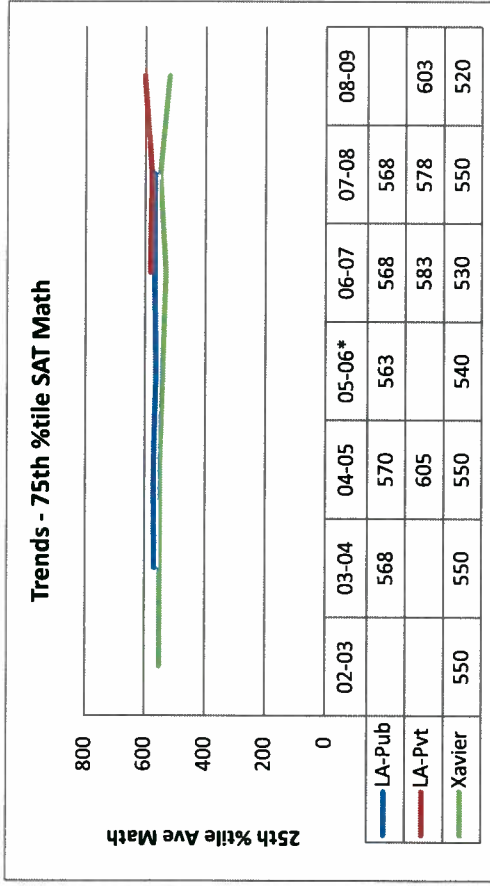
New Enrolled Freshmen

Xavier Competitor Profile - 2009-10



New Enrolled Freshmen

Xavier Competitor Profile - 2009-10



New Enrolled Freshmen

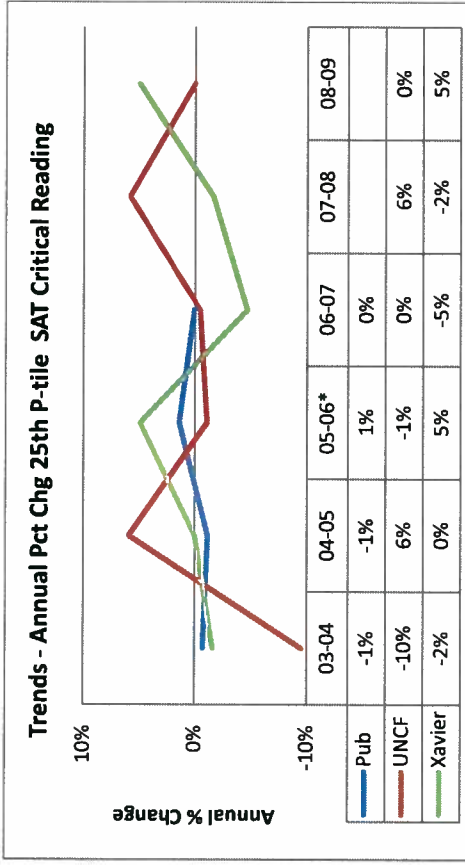
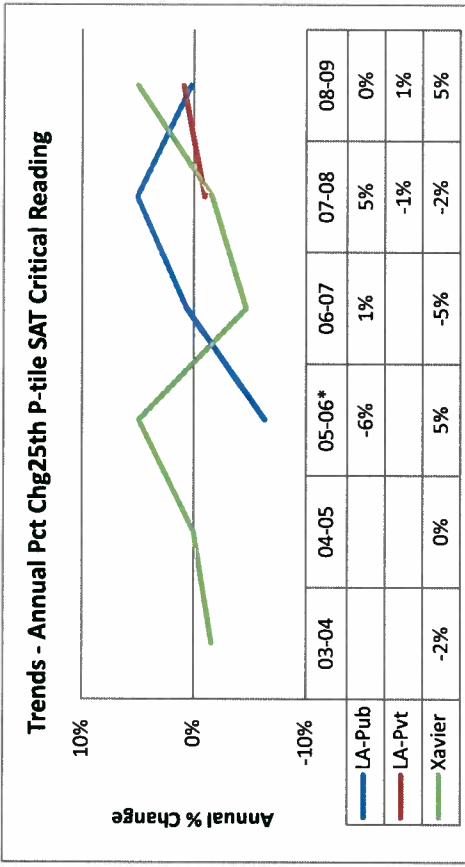
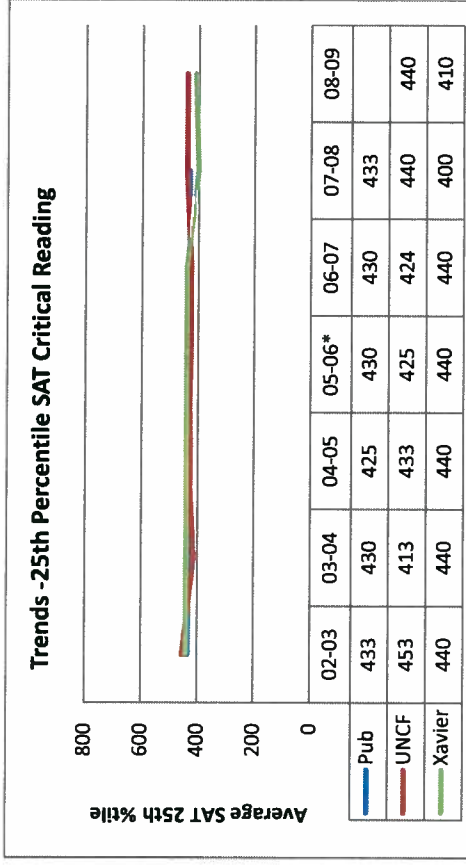
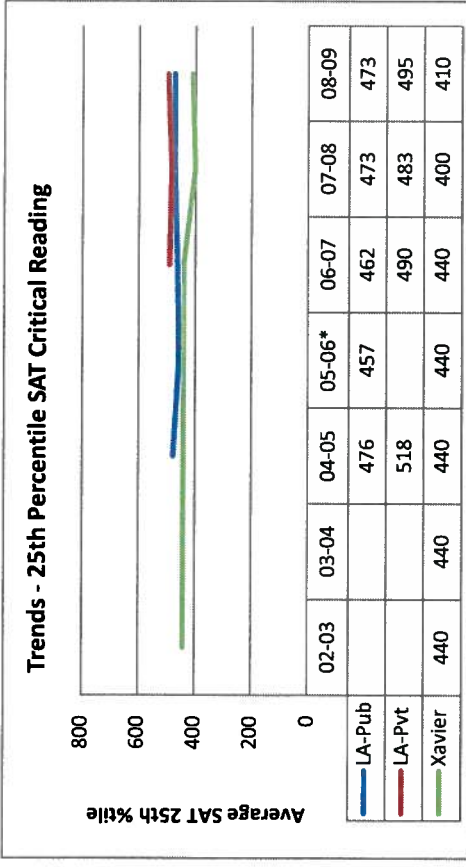
Xavier Competitor Profile - 2009-10

New Freshmen SAT Critical Reading Scores - 25th Percentile

	Institution	Academic Year								Annual Percent Change						
		02-03	03-04	04-05	05-06*	06-07	07-08	08-09	09-10							
LA-Pub	Delgado Community College															
LA-Pub	Louisiana State University and Agricultural & Mechanical College			520	520	530	520	520			0%	2%	-2%	0%		
LA-Pub	Southeastern Louisiana University															
LA-Pub	University of Louisiana at Lafayette															
LA-Pub	University of Louisiana at Monroe			458	400	405	428	430								
LA-Pub	University of New Orleans	480	470	450	450	450	470	470			-2%	-4%	0%	4%	0%	
LA-Pvt	Dillard University			450		350	380	310						9%	-18%	
LA-Pvt	Loyola University New Orleans	540	570	570		560	550	630			6%	0%			-2%	15%
LA-Pvt	Tulane University	620	610	610	640	610	600	630			-2%	0%	5%	-5%	-2%	5%
LA-Pvt	Xavier University of Louisiana	440	440	440	440	440	400	410			0%	0%	0%	0%	-9%	3%
Pub	Alabama A & M University															
Pub	Florida Agricultural and Mechanical University	450	440	440	410	410	440				-2%	0%	-7%	0%		
Pub	Hampton University	490	470	481	478	481	465	465			-4%	2%	-1%	1%	-3%	0%
Pub	Howard University	440	450	430	430	440	460	470			2%	-4%	0%	2%	5%	2%
Pub	Prairie View A & M University	360	360	360	400	390	370	370			0%	0%	11%	-3%	-5%	0%
Pub	Tennessee State University	410	400	390	400	400	400	380			-2%	-3%	3%	0%	0%	-5%
Pub	University of Houston	450	460	450	460	460	460	450			2%	-2%	2%	0%	0%	-2%
UNCF	Clark Atlanta University	420	340	420	330	317	410	420			-19%	24%	-21%	-4%	29%	2%
UNCF	Morehouse College	480	470	470	490	480	460	460			-2%	0%	4%	-2%	-4%	0%
UNCF	Spelman College	500	500	500	490	510	500	500			0%	0%	-2%	4%	-2%	0%
UNCF	Tuskegee University	410	340	340	390	390	390	380			-17%	0%	15%	0%	0%	-3%
	Ave LA-Pub		476	457	462	473	473	473					-6%	1%	5%	0%
	Ave LA-Pvt		518		490	483	495								-1%	1%
	Ave Pub	433	430	425	430	430	433				-1%	-1%	1%	0%		
	Ave UNCF	453	413	433	425	424	440	440			-10%	6%	-1%	0%	6%	0%

Ave LA-Pub excludes LA-Lafayette, LA-Monroe, Southeastern

Xavier Competitor Profile - 2009-10



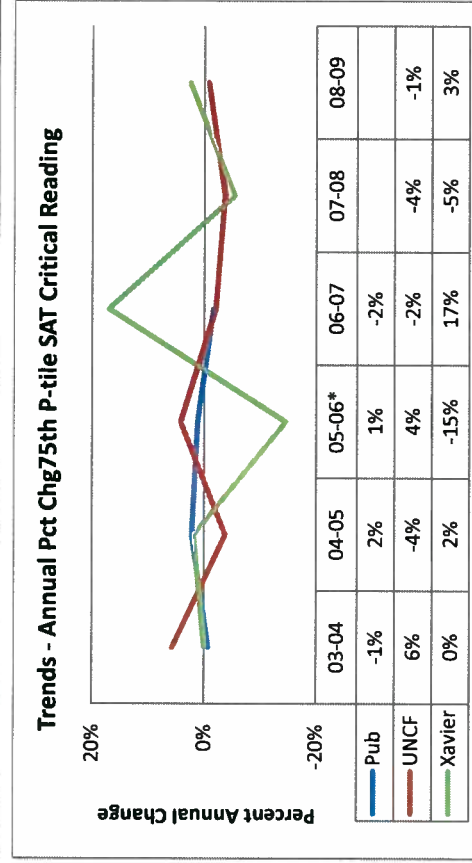
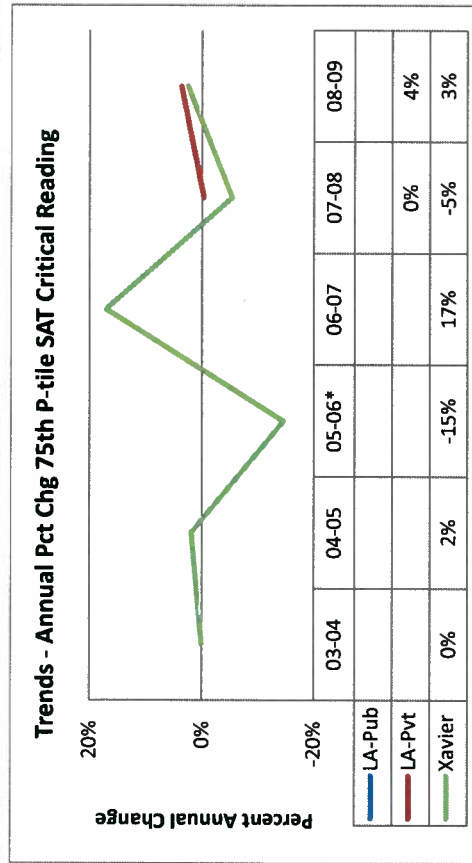
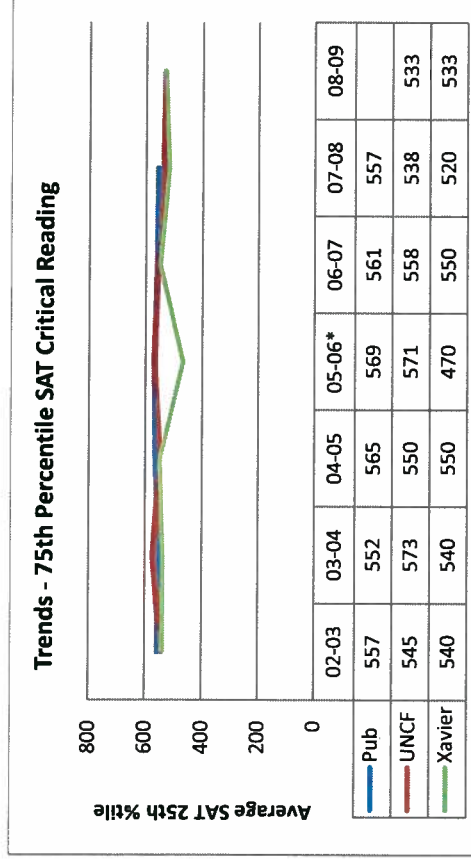
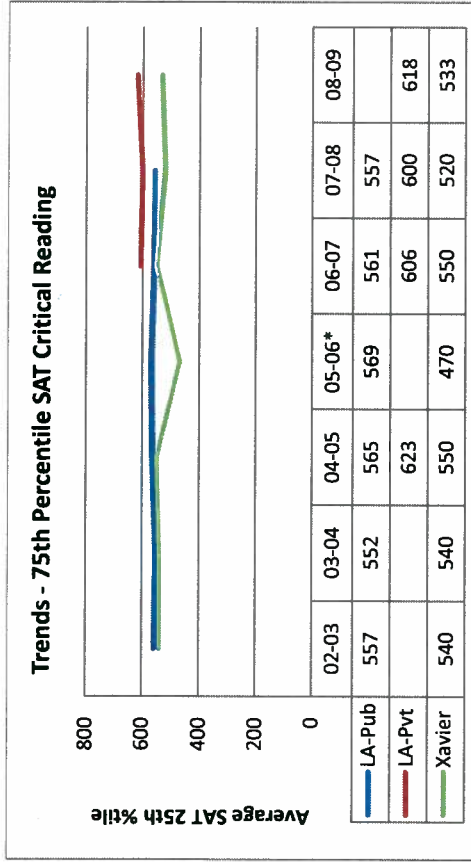
New Enrolled Freshmen

Xavier Competitor Profile - 2009-10

New Freshmen SAT Critical Reading Scores - 75th Percentile

	Institution	Academic Year							Annual Percent Change					
		02-03	03-04	04-05	05-06*	06-07	07-08	08-09	03-04	04-05	05-06*	06-07	07-08	08-09
LA-Pub	Delgado Community College													
LA-Pub	Louisiana State University and Agricultural & Mechanical College			630	630	640	640	660			0%	2%	0%	3%
LA-Pub	Southern University - AM			480	470	480					-2%	2%		
LA-Pub	Southeastern Louisiana University													
LA-Pub	University of Louisiana at Lafayette													
LA-Pub	University of Louisiana at Monroe			560	510	485	523	533			-9%	-5%	8%	2%
LA-Pub	University of New Orleans	610	620	590	620	600	610	600			2%	-5%	-3%	2%
LA-Pvt	Dillard University			530		460	500	560					9%	12%
LA-Pvt	Loyola University New Orleans	650	670	680		690	690	660			3%	1%	0%	-4%
LA-Pvt	Tulane University	703	730	730	700	725	690	720			4%	0%	4%	-5%
LA-Pvt	Xavier University of Louisiana	540	540	550	470	550	520	530			0%	2%	-15%	17%
Pub	Alabama A & M University													
Pub	Florida Agricultural and Mechanical University	550	550	550	510	510	550				0%	0%	0%	0%
Pub	Hampton University	590	560	629	626	623	620	610			-5%	12%	0%	0%
Pub	Howard University	680	670	690	690	680	660	670			-1%	3%	0%	-1%
Pub	Prairie View A & M University	450	460	460	510	470	460	460			2%	0%	11%	-8%
Pub	Tennessee State University	510	500	490	500	500	480	498			-2%	-2%	2%	0%
Pub	University of Houston	560	570	570	580	580	570	570			2%	0%	2%	0%
UNCF	Clark Atlanta University	500	590	500	593	552	490	490			18%	-15%	19%	-7%
UNCF	Morehouse College	590	580	580	600	580	570	560			-2%	0%	3%	-3%
UNCF	Spelman College	590	580	580	580	590	590	580			-2%	0%	0%	2%
UNCF	Tuskegee University	500	540	540	510	510	500	500			8%	0%	0%	-6%
	Ave LA-Pub													
	Ave LA-Pvt			623		606	600	618					0%	3%
	Ave Pub	557	552	565	569	561	557				-1%	2%	1%	-2%
	Ave UNCF	545	573	550	571	558	538	533			6%	-4%	4%	-2%
	Ave LA-Pub excludes LA-Lafayette, LA-Monroe, Southeastern													

Xavier Competitor Profile - 2009-10



New Enrolled Freshmen