



Section 6

Enrollment Trends

This Section Contains:

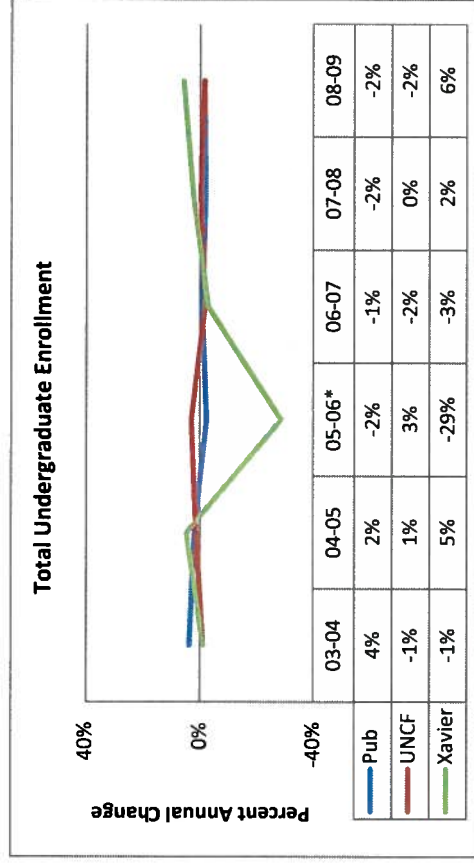
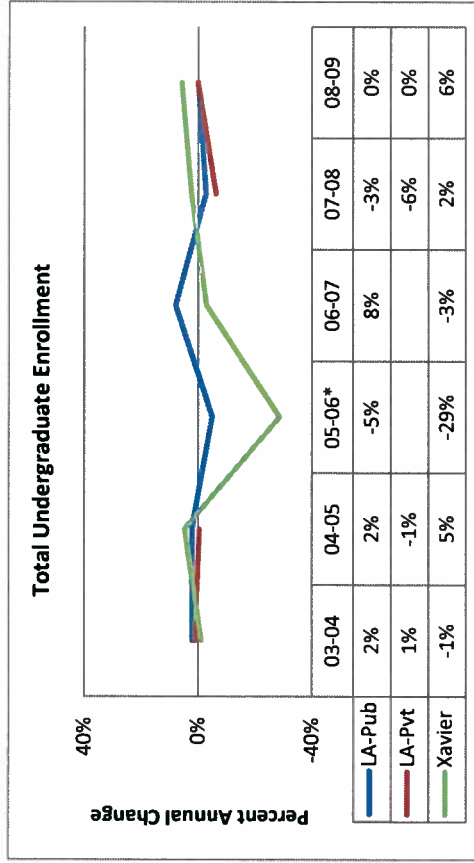
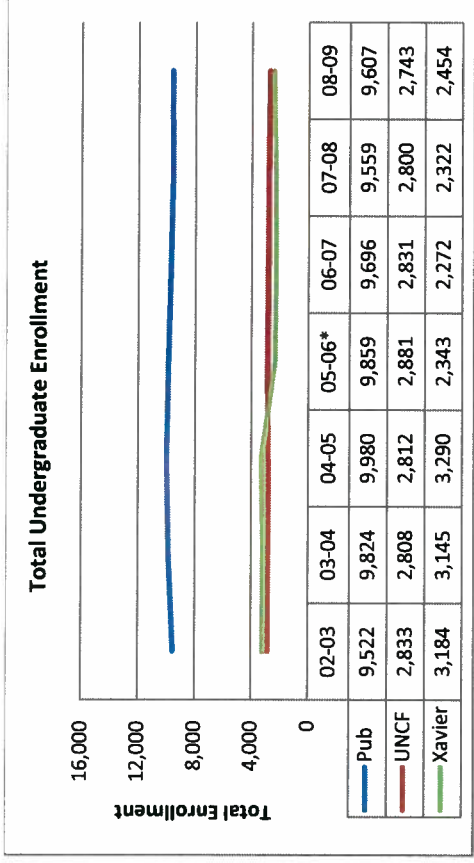
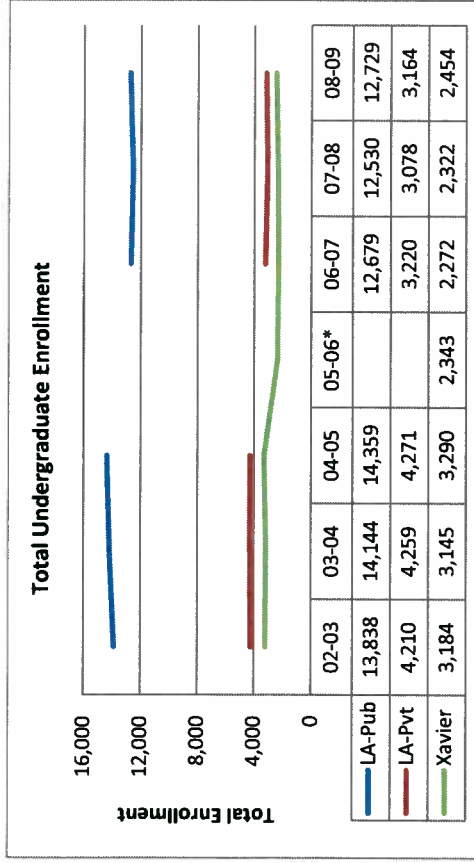
- Table-Trends in Undergraduate Enrollment by School and Group
- Graph-Trends in Undergraduate Enrollment by Group
- Table-Trends in total School Enrollment by School and Group
- Graph-Trends in total School enrollment by Group
- Table-Total Enrolled African American Males by School and Group
- Graph-Total Enrolled African American Males by Group

Total Undergraduate Enrollment

XU Sector	Institution	Academic Year										Annual Percent Change		
		02-03	03-04	04-05	05-06*	06-07	07-08	08-09	03-04	04-05	05-06*	06-07	07-08	08-09
LA-Pub	Delgado Community College	15,121	16,501	16,669		11,927	13,217	14,450	9%	1%		11%	9%	
LA-Pub	Louisiana State University and Agricultural & Mechanical College	26,660	26,156	26,387	28,092	24,583	23,393	23,396	-2%	1%	6%	-12%	0%	
LA-Pub	Southern University - AM	7,351	7,571	8,053	8,964	7,335	6,974	6,453	3%	6%	11%	-18%	-7%	
LA-Pub	Southeastern Louisiana University	13,376	13,627	13,661	14,355	13,544	13,246	13,870	2%	0%	5%	-6%	5%	
LA-Pub	University of Louisiana at Lafayette	14,341	14,585	15,043	15,564	14,923	14,931	14,806	2%	3%	3%	-4%	-1%	
LA-Pub	University of Louisiana at Monroe	6,826	7,231	7,475	8,061	7,283	7,297	7,503	6%	3%	8%	-10%	3%	
LA-Pub	University of New Orleans	13,189	13,338	13,225	4,651	9,156	8,653	8,628	1%	-1%	-65%	97%	0%	
LA-Pvt	Dillard University	2,225	2,312	2,155	1,993	1,124	956	851	4%	-7%	-8%	-44%	-11%	
LA-Pvt	Loyola University New Orleans	3,772	3,747	3,688		2,991	2,645	2,658	-1%	-2%		-12%	0%	
LA-Pvt	Tulane University	7,660	7,830	7,952		6,491	6,387	6,692	2%	2%		-2%	5%	
LA-Pvt	Xavier University of Louisiana	3,184	3,145	3,290	2,343	2,272	2,322	2,454	-1%	5%	-29%	-3%	6%	
Pub	Alabama A & M University	4,744	5,326	5,091	5,047	4,978	4,716	4,297	12%	-4%	-1%	-1%	-9%	
Pub	Florida Agricultural and Mechanical University	10,803	11,164	11,450	10,552	10,124	9,490	9,596	3%	3%	-8%	-4%	1%	
Pub	Hampton University	4,979	4,947	5,315	5,325	5,135	4,886	4,700	-1%	7%	0%	-4%	-4%	
Pub	Howard University	6,892	7,059	7,112	7,164	7,309	6,998	7,145	2%	1%	1%	2%	2%	
Pub	Prairie View A & M University	5,717	6,042	6,324	5,702	5,813	6,118	6,278	6%	5%	-10%	2%	3%	
Pub	Tennessee State University	7,239	7,184	7,257	7,036	7,112	7,132	6,431	-1%	1%	-3%	1%	0%	
Pub	University of Houston	26,283	27,048	27,312	28,187	27,400	27,572	28,800	3%	1%	3%	-3%	4%	
UNCF	Clark Atlanta University	3,864	3,920	3,691	3,667	3,681	3,533	3,380	1%	-6%	-1%	0%	-4%	
UNCF	Morehouse College	2,738	2,859	2,891	3,029	2,933	2,810	2,781	4%	1%	5%	-3%	-1%	
UNCF	Spelman College	2,121	2,063	2,186	2,318	2,290	2,343	2,270	-3%	6%	6%	-1%	2%	
UNCF	Tuskegee University	2,608	2,391	2,480	2,510	2,420	2,515	2,541	-8%	4%	1%	-4%	1%	
	Ave LA-Pub	13,838	14,144	14,359		12,679	12,530	12,729	2%	2%	-5%	8%	0%	
	Ave - LA-Pvt	4,210	4,259	4,271		3,220	3,078	3,164	1%	-1%			0%	
	Ave - Pub	9,522	9,824	9,980	9,859	9,696	9,559	9,607	4%	2%	-2%	-1%	-2%	
	Ave - UNCF	2,833	2,808	2,812	2,881	2,831	2,800	2,743	-1%	1%	3%	-2%	0%	

Delgado excluded from % Change Calculations

Xavier Competitor Profile 2009-10


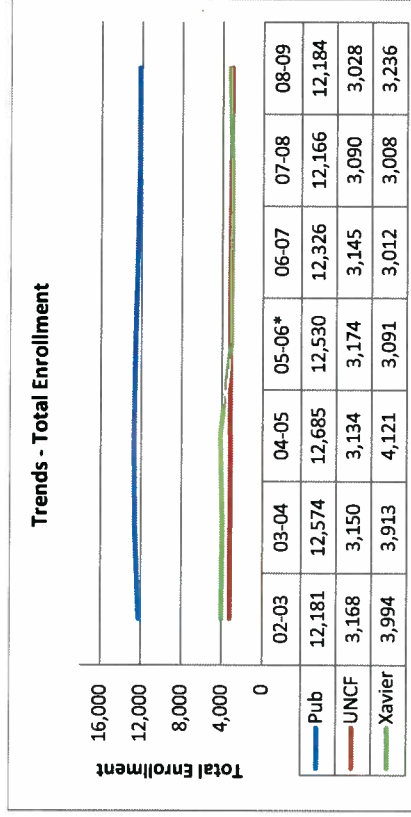
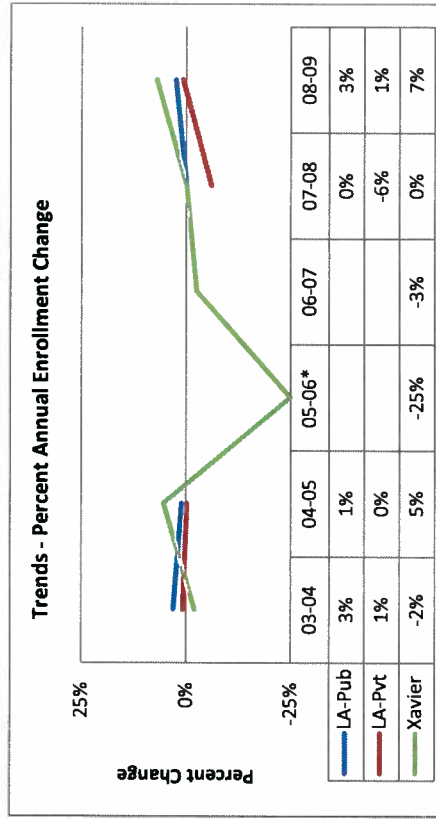
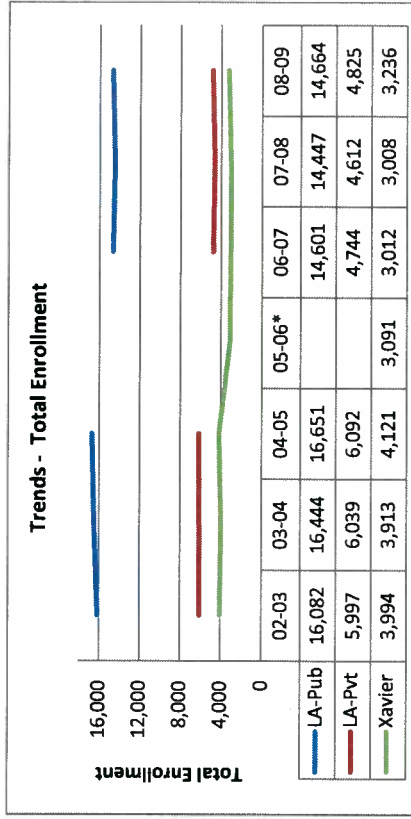


Xavier Competitor Profile - 2009-10

Total Institutional Enrollment

XU Sector	Institution Total Enrollment		Academic Year										Annual Percent Change			
	Institution		02-03	03-04	04-05	05-06*	06-07	07-08	08-09	03-04	04-05	05-06*	06-07	07-08	08-09	
LA-Pub	Delgado Community College		15,121	16,501	16,669		11,927	13,217	14,450	9%	1%			10%	9%	
LA-Pub	Louisiana State University and Agricultural & Mechanical College		32,228	31,934	32,241	34,128	29,925	28,810	28,810	-1%	1%	6%	-12%	-5%	1%	
LA-Pub	Southern University - AM		8,572	8,881	9,438	10,364	8,624	8,288	7,669							
LA-Pub	Southeastern Louisiana University		15,175	15,656	15,465	16,054	15,106	14,744	15,215	3%	-1%	4%	-6%	-2%	3%	
LA-Pub	University of Louisiana at Lafayette		16,006	16,208	16,561	17,075	16,302	16,345	16,320	1%	2%	3%	-5%	0%	0%	
LA-Pub	University of Louisiana at Monroe		8,155	8,571	8,631	9,278	8,576	8,541	8,754	5%	3%	5%	-8%	0%	2%	
LA-Pub	University of New Orleans		17,320	17,360	17,350	6,684	11,747	11,363	11,428	0%	0%	-61%	76%	-3%	1%	
LA-Pvt	Dillard University		2,225	2,312	2,155	1,993	1,124	956	851	4%	-7%	-8%	-44%	-18%	-12%	
LA-Pvt	Loyola University New Orleans		5,562	5,520	5,423		4,604	4,360	4,474	-1%	-2%			-6%	3%	
LA-Pvt	Tulane University		12,206	12,411	12,667		10,237	10,125	10,737	2%	2%			-1%	6%	
LA-Pvt	Xavier University of Louisiana		3,994	3,913	4,121	3,091	3,012	3,008	3,236	-2%	5%	-25%	-3%	0%	7%	
Pub	Alabama A & M University		5,914	6,588	6,323	6,182	6,076	5,706	5,124	11%	-4%	-2%	-2%	-6%	-11%	
Pub	Florida Agricultural and Mechanical University		12,464	13,013	13,067	12,154	11,907	11,562	11,857	4%	0%	-7%	-2%	-3%	2%	
Pub	Hampton University		5,793	5,797	6,154	6,309	6,152	5,658	5,427	0%	6%	3%	-2%	-9%	-4%	
Pub	Howard University		10,517	10,658	10,623	10,930	10,771	10,125	10,320	1%	0%	3%	-1%	-6%	2%	
Pub	Prairie View A & M University		7,255	7,808	8,350	7,912	8,006	8,382	8,203	8%	7%	-5%	1%	4%	-2%	
Pub	Tennessee State University		8,881	9,090	9,100	8,880	9,038	9,065	8,254	2%	0%	-2%	2%	0%	-10%	
Pub	University of Houston		34,443	35,066	35,180	35,344	34,334	34,663	36,104	2%	0%	0%	-3%	1%	4%	
UNCF	Clark Atlanta University		4,813	4,915	4,588	4,469	4,514	4,271	4,088	2%	-7%	-3%	1%	-6%	-5%	
UNCF	Morehouse College		2,738	2,859	2,891	3,029	2,933	2,810	2,781	4%	1%	5%	-3%	-4%	-1%	
UNCF	Spelman College		2,121	2,063	2,186	2,318	2,290	2,343	2,270	-3%	6%	6%	-1%	2%	-3%	
UNCF	Tuskegee University		3,001	2,763	2,869	2,880	2,842	2,936	2,994	-8%	4%	0%	-1%	3%	2%	
	Ave LA-Pub		16,082	16,444	16,651		14,601	14,447	14,664	3%	1%			0%	3%	
	Ave LA-Pvt		5,997	6,039	6,092		4,744	4,612	4,825	1%	0%			-6%	1%	
	Ave Pub		12,181	12,574	12,685	12,530	12,326	12,166	12,184	4%	1%	-2%	-1%	-3%	-3%	
	Ave UNCF		3,168	3,150	3,134	3,174	3,145	3,090	3,028	-1%	1%	2%	-1%	-1%	-2%	

Xavier Competitor Profile - 2009-10



Xavier Competitor Profile - 2009-10

Total Enrolled Undergraduate Black Males

XU Sector	Institution	Academic Year										Annual Percent Change		
		02-03	03-04	04-05	05-06*	06-07	07-08	08-09	03-04	04-05	05-06*		06-07	07-08
LA-Pub	Delgado Community College	1,489	1,556	1,614		932	1,157	1,340		4%	4%		24%	16%
LA-Pub	Louisiana State University and Agricultural & Mechanical College	956	913	930	1,174	864	823	814		-4%	2%	26%	-26%	-1%
LA-Pub	Southern University - AM	2,864	2,921	2,969	3,183	2,681	2,597	2,375		2%	2%	7%	-16%	-9%
LA-Pub	Southeastern Louisiana University	583	611	681	833	748	781	785		5%	11%	22%	-10%	4%
LA-Pub	University of Louisiana at Lafayette	885	910	997	1,043	966	961	959		3%	10%	5%	-7%	0%
LA-Pub	University of Louisiana at Monroe	553	515	574	680	560	545	601		-7%	11%	18%	-18%	10%
LA-Pub	University of New Orleans	1,029	1,031	1,112	280	699	622	600		0%	8%	-75%	150%	-4%
LA-Pvt	Dillard University	492	515	462	448	305	288	237		5%	-10%	-3%	-32%	-18%
LA-Pvt	Loyola University New Orleans	94	99	104		96	92	114		5%	5%		-4%	24%
LA-Pvt	Tulane University	240	234	257		196	204	208		-3%	10%		4%	2%
LA-Pvt	Xavier University of Louisiana	699	620	637	475	462	455	466		-11%	3%	-25%	-3%	2%
Pub	Alabama A & M University	2,082	2,340	2,280	2,252	2,235	2,102	1,885		12%	-3%	-1%	-1%	-10%
Pub	Florida Agricultural and Mechanical University	4,365	4,502	4,521	4,202	3,985	3,725	3,788		3%	0%	-7%	-5%	2%
Pub	Hampton University	1,782	1,746	1,787	1,781	1,739	1,673	1,603		-2%	2%	0%	-2%	-4%
Pub	Howard University	1,566	1,499	1,819	2,050	1,512	1,553	1,225		-4%	21%	13%	-26%	-21%
Pub	Prairie View A & M University	2,302	2,436	2,548	2,179	2,290	2,379	2,383		6%	5%	-14%	5%	0%
Pub	Tennessee State University	2,184	2,136	2,144	2,042	2,063	2,082	1,876		-2%	0%	-5%	1%	-10%
Pub	University of Houston	1,527	1,567	1,519	1,659	1,536	1,596	1,753		3%	-3%	9%	-7%	10%
UNCF	Clark Atlanta University	1,063	1,055	987	923	942	859	830		-1%	-6%	-6%	2%	-3%
UNCF	Morehouse College	2,559	2,663	2,731	2,904	2,793	2,680	2,672		4%	3%	6%	-4%	0%
UNCF	Tuskegee University	905	793	824	874	848	954	987		-12%	4%	6%	-3%	3%

LA-Pub Ave	1,194	1,208	1,268		1,064	1,069	1,068		0%	7%	1%	12%	-3%	0%
LA-Pvt Ave	381	367	365		265	260	256		-1%	2%		-2%	3%	
Pub Ave	2,258	2,318	2,374	2,309	2,194	2,159	2,073		2%	3%	-1%	-5%	-1%	
UNCF Ave	1,509	1,504	1,514	1,567	1,528	1,498	1,496		-3%	0%	2%	-2%	0%	

Percent of Total UG Enrollment

LA-Pub	9%	9%	9%		8%	8%	8%		8%	9%	8%	9%	8%
LA-Pvt	9%	9%	9%		8%	8%	8%		8%	8%	8%	8%	8%
Pub	24%	24%	24%	23%	23%	23%	23%		23%	23%	23%	23%	22%
UNCF (Spelman and Morehouse excluded from calculation)	30%	29%	29%	29%	29%	29%	30%		30%	31%	31%	31%	31%
Xavier	22%	20%	19%	20%	20%	20%	19%		20%	20%	20%	19%	19%

Delgado excluded from percent change calculation

Xavier Competitor Profile - 2009-10

