














Whatever Happened to the Class of 2017?



Three hundred twenty-four (324) students graduated from Xavier's College of Arts and Sciences. Here is what we know about this group¹ (as of December 1, 2017):

116 (35.8%) entered Graduate or Professional school:

	46	entered Graduate Studies
	24	entered Medical School
	10	entered Education Graduate School
	7	entered Pharmacy School
	7	entered Public Health School
	6	entered Dental School
	5	entered Law School
	4	entered Post-Baccalaureate Program
	3	entered Business School
	2	entered Optometry School
	1	entered Engineering School
	1	entered Osteopathy School

132 (40.7%) will enroll in professional/graduate school in next two years

25 (7.7%) are in other school (nursing; undergraduate; community college)

86 (26.5%) are Working:

	13	are in Marketing
	13	are in Healthcare
	11	are in Science, Technology, Engineering & Mathematics
	10	are in Restaurant, Tourism or Hospitality
	10	are in Teaching or Education
	3	are in Health Sciences
	3	are in Human Services
	4	are in Armed Forces, Government & Public Administration
	4	are in Finance
	3	are in Business Management & Administration
	1	is in Arts, A/V Technology & Communications
	1	is in Manufacturing
	1	is in Transportation, Distribution & Logistics
	1	is in Unspecified Employment Type

128 (39.5%) are seeking employment

¹ Categories are not mutually exclusive — some graduates were both working and in school. Employment information is based on Graduate Exit Survey data collected at Commencement.